

FORM 8629
REVISED
OCTOBER, 1924
PRINTED IN U. S. A.

PRICE LIST

OF

PARTS



FOR FAMILY SHOPS

MACHINES

Nos. 28-1 to 28-4, 28-8,
28-9, 128-3 and 128-4

THE SINGER MANUFACTURING COMPANY

From the library of: Diamond Needle Corp

INDEX

	PAGE
ACCESSORIES.....	26
ATTACHMENT SET No. 120307.....	26
" " " 120310.....	27
BIAS GAUGE.....	27
BOBBIN WINDER (AUTOMATIC) No. 8347.....	30
" " " " 8370.....	31
" " " " 55511.....	30
BRAIDER.....	27
DARNING FOOT (SPRING).....	27
EDGE STITCHER.....	28
FELLER FOOT.....	28
HAND ATTACHMENT No. 33646.....	32
" " " 94001.....	33
HEMMERS.....	28
HEMMER SET.....	28
HEMSTITCHER.....	29
MACHINE No. 28-1.....	7
" " 28-2.....	10
" " 28-3.....	12
" " 28-4.....	15
" " 28-8.....	17
" " 28-9.....	20
" " 128-3.....	22
" " 128-4.....	25
NUMERICAL LIST OF PARTS.....	43
OBSOLETE PARTS.....	40
PRESSER FEET.....	29
QUILTERS.....	29
RUFFLERS.....	29
STAND No. 25281.....	33
" " 82953.....	35
STILETTO.....	29
TRIMMINGS FOR CABINET TABLE.....	37
" " COVER SET.....	36
" " PORTABLE CASE.....	38
UNDER BRAIDER.....	30

COPYRIGHT, U. S. A., 1919, 1922 AND 1924,
BY THE SINGER MANUFACTURING CO.
ALL RIGHTS RESERVED FOR ALL COUNTRIES

From the library of: Diamond Needle Corp

INSTRUCTIONS FOR ORDERING

In ordering from this list, use ONLY the PART number in the FIRST column.

The number stamped on a Sewing Machine part is in every case the number of the single part only.

Every combination of parts sent out as such has its specific number, which, although not stamped on the parts, must be used when ordering the combination.

Each number always indicates the SAME PART in whatever list it appears, or for whatever machine.

The letters after some of the numbers indicate the style of finish only, as follows:

- A. Hardened, Polished and Plated.
- B. Polished and Plated.
- C. Hardened only.
- D. Polished only.
- E. Soft, not Polished.
- F. Hardened and Polished.
- G.
- H. Blued.
- J. Plated only.
- K. Hardened and Plated.
- L. Brass or Gilt.
- M. Oxidized.
- P. Japanned.
- R. Parkerized.
- T. Copper-plated.

These letters MUST BE USED when they appear in the list, and AFTER the number as in the list.

In this series:

- 1 to 1500 and 50001 to 51500 are Screw Numbers.
- 1501 to 1800 are Nut Numbers.
- 1801 to 2000 are Roller Numbers.
- 2001 to 50000 and 52001 and upward are numbers of Machine Parts.

The figures in the second column refer only to the plates, illustrating the parts, and are NOT TO BE USED in ordering.

Parts marked with an asterisk (*) are furnished only when repairs are made at factory.

LIST OF PARTS COMPLETE

FOR

MACHINE No. 28-1

(OBSOLETE)

NO.	PLATE	NAME	EACH
*8351	—	Arm with 284B, 443A, 8206 and 8351	\$ 5 30
2002	471	" Dowel Pin	02
8352	751	" Rock Shaft with 122E	1 10
122E	473	" " " Adjusting Screw	07
8396	753	" " " Centre (upper)	20
301c	472	" " " Screw Centre	10
55516	—	" " " " " 301c with 1508J	25
1508J	473	Arm Rock Shaft Screw Centre Nut	10
138E	473	" Screw	07
8353	751	" Shaft for 8241	1 50
8206	752	" " Bushing	35
443A	473	" " " Set Screw	05
*8354	—	" Side Plate	50
284B	472	" " " Thumb Screw	20
2007	471	" Spool Pin	02
8879	753	" " Washer (cloth)	01
8355	751	Balance Wheel, 2 1/2 in. pulley	1 50
*8356	—	Bed	5 30
8357	753	" Hinge	02
2017	471	" " Rivet per 100	35
8358	762	Belt Cover	30
137B	4916	" " Screw	06
9263	757	" " " Washer	05
256B	752	Clamp Stop Motion Clamp Screw	50
248A	473	" " " " Stop Screw	02
2020	752	" " " " Washer	07
*8360	—	" " " Flanged Bushing	55
8423	752	" " " " " 8360 with two 462c	55
2022	471	Clamp Stop Motion Flanged Bushing Pin	01
462c	472	" " " " " Set Screw	02
8359	—	Clamp Stop Motion complete, Nos. 248A, 256B, 2020 and 8423	1 15
*54529	—	Face Plate	80
8361	752	" " 54529 with 2827	80
249A	473	" " Screw	02

From the library of: Diamond Needle Corp

NO.	PLATE	NAME	EACH
2827	471	Face Plate Thread Guard with 8505.....	\$ 02
8505	757	" " " " Rivet... per 100	20
8211	753	Feed Cam with 448c.....	50
448c	473	" " Set Screw.....	05
8213	754	" Dog, without teeth at right of needle	55
8437	6400	" " Carrier.....	50
1833	472	" " " Roller and Screw Stud	30
315c	472	" " " Screw Centre.....	06
15445	—	" " " " " 315c with 1519J.....	10
1519J	473	Feed Dog Carrier Screw Centre Nut.....	05
191K	473	" " Screw.....	05
8443	6401	" Forked Connection with 175J.....	1 10
175J	473	" " " Adjusting Screw	02
1381K	6407	" " " Hinge Screw (eccentric).....	20
1520J	473	Feed Forked Connection Hinge Screw Nut.....	05
1832	472	Feed Forked Connection Roller with 1085E.....	30
1085E	6415	Feed Forked Connection Roller Screw Stud.....	10
253B	472	Feed Regulating Thumb Screw.....	35
8216	753	" Regulator.....	55
8217	471	" " Friction Washer.....	01
42D	473	" " Hinge Screw.....	20
8364	751	" Rock Shaft.....	50
8363	751	Feed Rock Shaft complete, Nos. 8220 and 8364.....	65
8220	753	Feed Rock Shaft Crank with 460c.....	25
2049	471	" " " " Pin.....	01
460c	472	" " " " Set Screw.....	02
307c	472	" " " Screw Centre.....	10
56814	—	" " " " " 307c with 1513J.....	20
1513J	473	Feed Rock Shaft Screw Centre Nut.....	07
8372	752	Hand Attachment Seat Cover.....	07
137E	4916	" " " " Screw.....	06
8365	752	Needle Bar.....	55
8222	752	" " Cam with 175E and 400K....	55
175E	473	" " " Clamping Screw.....	02
400K	473	" " " Guide Adjusting Screw....	02
233B	473	" " " Position Screw.....	02
1836	472	" " " Roller and Screw Stud....	30
8338	6403	" " Thread Guard.....	01
249A	473	" " " " and Needle Stop Screw.....	02

NO.	PLATE	NAME	EACH
2054	471	Needle Clamp with 552c.....	\$ 35
552c	472	" " Thumb Screw.....	20
8366	752	Presser Bar.....	50
2060A	752	" " Lifter.....	30
97E	473	" " " Screw.....	06
8226	753	" " Guide Bracket with 400K and 453c.....	35
400K	473	Presser Bar Guide Bracket Adjusting Screw.....	02
453c	473	Presser Bar Guide Bracket Set Screw....	02
8414	753	" " Spring.....	07
2070	471	" " " Washer.....	01
15281	754	" Foot.....	35
286B	473	" " Thumb Screw.....	20
263B	472	Pressure Regulating Thumb Screw.....	30
8444	6400	Shuttle Bell Crank.....	90
50036B	6407	" " " Hinge Screw.....	30
8228	755	" Bobbin.....	07
*8301	—	" Body.....	90
215H	473	" Tension Regulating Screw.....	06
8326	755	" " Spring.....	10
8327	755	Shuttle complete, Nos. 215H, 8228, 8301 and 8326.....	1 15
8231	752	Shuttle Carrier.....	55
231K	473	" " Screw.....	05
8445	6401	" Pitman with two 175J.....	65
175J	473	" " Adjusting Screw.....	02
44K	473	" " Screw Stud.....	20
520c	472	" " " " (eccentric)....	20
1520J	473	" " " " " Nut.....	05
216K	473	" " " " " Screw.....	06
8369	751	" Slide (back).....	25
8368	751	" " (front).....	25
2102	471	Tension Disc.....	07
1560B	473	" Regulating Thumb Nut.....	06
8237	753	" Releaser.....	06
SS.416E	6415	" Screw Stud.....	15
8238	471	" Spring.....	07
54526	—	Tension complete, Nos. SS. 416E, 1560B, 8237, 8238, 8244 and two 2102.....	60
26075	6317	Thread Cutter and Holder.....	07
*55523	—	" Take-up Cam.....	80
55521	6400	" " " 55523 with two 448c.....	80
2117	471	Thread Take-up Cam Pin.....	01
448c	473	" " " Set Screw.....	05
8242	752	" " Lever with 1822.....	80

NO.	PLATE	NAME	EACH
8243	752	Thread Take-up Lever Cover.....	\$ 20
8401	753	“ “ “ “ with 8422.....	20
107B	473	“ “ “ “ Hinge Screw.....	05
8422	753	“ “ “ “ Thread Guard.....	01
79c	473	“ “ “ “ Hinge Screw.....	10
1822	472	“ “ “ “ Roller and Stud.....	30
8244	471	“ “ “ “ Spring.....	05
8245	753	“ “ “ “ Regulator Plate.....	05
233B	473	“ “ “ “ “ “.....	
		Adjusting Screw.....	02
8240	754	Throat Plate for 8213.....	30
219A	473	“ “ “ “ Screw.....	02

NO.	PLATE	NAME	EACH
659d	473	Gear Screw Stud.....	\$ 20
8394	757	Pinion.....	55
2532	757	“ Dowel Pin..... per 100	20
660b	473	“ “ Screw Stud.....	20
8376	---	Hand Attachment complete, Nos. 659d, 660b, 2532, 8280, 8377, 8378, 8384, 8386 to 8388, 8392 to 8394, 8406, 8436 and two each 183E and 399A.....	3 80
137B	4916	Hand Attachment Screw.....	06

MACHINE No. 28-2

(OBSOLETE)

This Machine is the No. 28-1 with the addition of
the following:

HAND ATTACHMENT PARTS

NO.	PLATE	NAME	EACH
8377	756	Body.....	\$ 80
8378	751	“ Bracket.....	25
183E	6415	“ “ “ Screw.....	05
8380	756	Crank Handle (wood).....	05
8433	---	“ “ “ Spindle.....	20
8434	6309	“ “ “ “ 8433 with 8382.....	20
8382	757	“ “ “ “ Washer.....	01
8280	471	“ “ “ “ Hinge Pin.....	01
8435	6309	“ “ “ “ Lever.....	30
8281	471	“ “ “ “ Lock Pin.....	02
8282	471	“ “ “ “ Spring.....	01
8436	---	Crank complete, Nos. 8380, 8434 and 8435.....	55
8384	756	Driver.....	30
8385	---	“ “ “ “ Finger.....	20
8406	757	“ “ “ “ 8385 with 8389 to 8391.....	25
8386	757	“ “ “ “ Hinge Pin.....	01
8387	757	“ “ “ “ Lock Pin.....	02
8388	757	“ “ “ “ “ “ Spring.....	01
8389	---	“ “ “ “ Sheath (leather).....	01
8390	757	“ “ “ “ Plate.....	01
8391	757	“ “ “ “ “ “ Staple.....	01
8392	756	Gear with 8281 and 8282.....	55
8393	756	“ “ “ “ Cover.....	20
399A	473	“ “ “ “ “ “ Screw.....	02

LIST OF PARTS COMPLETE

FOR

MACHINE No. 28-3

(OBSOLETE)

NO.	PLATE	NAME	EACH
*8426	---	Arm with 443A and 8206	\$5 30
2002	471	" Dowel Pin	02
8352	751	" Rock Shaft with 122E	1 10
122E	473	" " " Adjusting Screw	07
8396	753	" " " Centre (upper)	20
301c	472	" " " Screw Centre	10
55516	---	" " " " " 301c with 1508J	25
1508J	473	Arm Rock Shaft Screw Centre Nut	10
138E	473	" Screw	07
8446	6401	" Shaft for 32562	1 50
8206	752	" " Bushing	35
443A	473	" " " Set Screw	05
54525	6402	" Side Cover (embossed)	30
286D	473	" " " Thumb Screw	20
2007	471	" Spool Pin	02
8879	753	" " " Washer (cloth)	01
8355	751	Balance Wheel, 2½ in. pulley	1 50
*8450	---	Bed	5 30
8408	751	Belt Cover	25
190B	6415	" " Screw	05
256B	752	Clamp Stop Motion Clamp Screw	50
248A	473	" " " " Stop Screw	02
2020	752	" " " " Washer	07
*8360	---	" " " Flanged Bushing	55
8423	752	" " " " " 8360 with two 462c	55
2022	471	Clamp Stop Motion Flanged Bushing Pin	01
462c	472	" " " " " Set Screw	02
8359	---	Clamp Stop Motion complete, Nos. 248A, 256B, 2020 and 8423	1 15
*54529	---	Face Plate	80
8361	752	" " 54529 with 2827	80
219A	473	" " Screw	02
2827	471	" " Thread Guard with 8505	02
8505	757	" " " " Rivet, per 100	20
32562	6403	Feed Cam with 1285c	50

PARTS FOR MACHINE No. 28-3

13

NO.	PLATE	NAME	EACH
1285c	6403	Feed Cam Set Screw	\$ 06
8213	751	" Dog, without teeth at right of needle	55
8321	754	" " four teeth at right of needle (square corners)	55
8437	6400	Feed Dog Carrier	50
1833	472	" " " Roller and Screw Stud	30
315c	472	" " " Screw Centre	06
15445	---	" " " " " 315c with 1519J	10
1519J	473	Feed Dog Carrier Screw Centre Nut	05
191K	473	" " Screw	05
8443	6401	" Forked Connection with 175J	1 10
175J	473	" " " Adjusting Screw	02
1381K	6407	" " " Hinge Screw (eccentric)	20
1520J	473	Feed Forked Connection Hinge Screw Nut	05
1832	472	Feed Forked Connection Roller with 1085E	30
1085E	6415	Feed Forked Connection Roller Screw Stud	10
253B	472	Feed Regulating Thumb Screw	35
8216	753	" Regulator	55
8217	471	" " Friction Washer	01
42D	473	" " Hinge Screw	20
8364	751	" Rock Shaft	50
8363	751	Feed Rock Shaft complete, Nos. 8220 and 8364	65
8220	753	Feed Rock Shaft Crank with 460c	25
2049	471	" " " " Pin	01
460c	472	" " " " Set Screw	02
307c	472	" " " Screw Centre	10
56814	---	" " " " " 307c with 1513J	20
1513J	473	Feed Rock Shaft Screw Centre Nut	07
8372	752	Hand Attachment Seat Cover	07
137E	4916	" " " " Screw	06
8365	752	Needle Bar	55
8222	752	" " Cam with 175E and 400K	55
175E	473	" " " Clamping Screw	02
400K	473	" " " Guide Adjusting Screw	02
233B	473	" " " Position Screw	02
1836	472	" " " Roller and Screw Stud	30
8338	6403	" " Thread Guard	01
249A	473	" " " and Needle Stop Screw	02
2054	471	Needle Clamp with 552c	35

From the library of: Diamond Needle Corp

NO.	PLATE	NAME	EACH
552c	472	Needle Clamp Thumb Screw	\$ 20
8366	752	Presser Bar	50
2060A	752	" " Lifter	30
97E	473	" " Screw	06
8226	753	" " Guide Bracket with 400K and 453c	35
400K	473	Presser Bar Guide Bracket Adjusting Screw	02
453c	473	Presser Bar Guide Bracket Set Screw	02
8414	753	" " Spring	07
2070	471	" " Washer	01
15281	754	" Foot for 8213	35
8337	754	" " " 8321	35
286B	473	" " Thumb Screw	20
263B	472	Pressure Regulating Thumb Screw	30
8444	6400	Shuttle Bell Crank	90
50036B	6407	" " Hinge Screw	30
8228	755	" Bobbin	07
*8301	—	" Body	90
215II	473	" Tension Regulating Screw	06
8326	755	" " Spring	10
8327	755	Shuttle complete, Nos. 215II, 8228, 8301 and 8326	1 15
8231	752	Shuttle Carrier	55
231K	473	" " Screw	05
8445	6401	" Pitman with two 175J	65
175J	473	" " Adjusting Screw	02
44K	473	" " Screw Stud	20
520c	472	" " " " (eccentric)	20
1520J	473	" " " " " Nut	05
216K	473	" " " " " Screw	06
51512	6402	" Slide (back)	25
51513	6402	" " (front)	25
2102	471	Tension Disc	07
1560B	473	" Regulating Thumb Nut	06
8237	753	" Releaser	06
SS.416E	6415	" Screw Stud	15
8238	471	" Spring	07
54526	—	Tension complete, Nos. SS. 416E, 1560B, 8237, 8238, 8244 and two 2102	60
26075	6317	Thread Cutter and Holder	07
*55523	—	" Take-up Cam	80
55521	6400	" " " 55523 with two 448c	80
2117	471	Thread Take-up Cam Pin	01
448c	473	" " " Set Screw	05
8242	752	" " Lever with 1822	80

NO.	PLATE	NAME	EACH
8243	752	Thread Take-up Lever Cover	\$ 20
8401	753	" " " " with 8422	20
107B	473	" " " " Hinge Screw	05
8422	753	" " " " Thread Guard	01
79c	473	" " " Hinge Screw	10
1822	472	" " " Roller and Stud	30
8244	471	" " Spring	05
8245	753	" " " Regulator Plate	05
233B	473	" " " " " "	
		Adjusting Screw	02
8240	754	Throat Plate for 8243	30
8323	754	" " " 8321	30
219A	473	" " Screw	02

MACHINE No. 28-4

(OBSOLETE)

This Machine is the No. 28-3 with the addition of the following:

HAND ATTACHMENT PARTS

NO.	PLATE	NAME	EACH
8377	756	Body	\$ 80
8378	751	" Bracket	25
183E	6415	" " Screw	05
8380	756	Crank Handle (wood)	05
8433	—	" " Spindle	20
8434	6309	" " " 8433 with 8382	20
8382	757	" " " Washer	01
8280	471	" Hinge Pin	01
8435	6309	" Lever	30
8281	471	" Lock Pin	02
8282	471	" " " Spring	01
8436	—	Crank complete, Nos. 8380, 8434 and 8435	55
8384	756	Driver	30
8385	—	" Finger	20
8406	757	" " 8385 with 8389 to 8391	25
8386	757	" " Hinge Pin	01
8387	757	" " Lock Pin	02
8388	757	" " " " Spring	01
8389	—	" " Sheath (leather)	01
8390	757	" " Plate	01
8391	757	" " " Staple	01
8392	756	Gear with 8281 and 8282	55
8393	756	" Cover	20

From the library of: Diamond Needle Corp

NO.	PLATE	NAME	EACH
399A	473	Gear Cover Screw.....	\$ 02
659D	473	" Screw Stud.....	20
8394	757	Pinion.....	55
2532	757	" Dowel Pin..... per 100	20
660D	473	" Screw Stud.....	20
8376	—	Hand Attachment complete, Nos. 659D, 660D, 2532, 8280, 8377, 8378, 8381, 8386 to 8388, 8392 to 8394, 8406, 8436 and two each 183E and 399A.....	3 80
137B	4916	Hand Attachment Screw.....	06

LIST OF PARTS COMPLETE

FOR

MACHINE No. 28-8

FOR FAMILY USE (EXPORT ONLY)

NO.	PLATE	NAME	EACH
*8447	—	Arm with 418A and 8206.....	\$5 30
2002	471	" Dowel Pin.....	02
8352	751	" Rock Shaft with 122E.....	1 10
122E	473	" " " Adjusting Screw.....	07
8396	753	" " " Centre (upper).....	20
301c	472	" " " Screw Centre.....	10
55516	—	" " " " 301c with 1508J.....	25
1508J	473	Arm Rock Shaft Screw Centre Nut.....	10
138E	473	" Screw.....	07
8446	6401	" Shaft for 32562.....	50
8206	752	" " Bushing.....	35
448A	473	" " " Set Screw.....	05
54525	6402	" Side Cover (embossed).....	30
286B	473	" " " Thumb Screw.....	20
2007	471	" Spool Pin.....	02
8879	753	" " " Washer (cloth).....	01
15282	6400	Balance Wheel, 2¼ in. pulley.....	50
*8450	—	Bed.....	30
55515	6404	" Oil Hole (shuttle) Packing (braided cotton)..... per 100	20
256B	752	Clamp Stop Motion Clamp Screw.....	50
248A	473	" " " " Stop Screw.....	02
2020	752	" " " " Washer.....	07
*15312	—	" " " " Flanged Bushing.....	55
15313	6400	" " " " " 15312 with two 462c.....	55
2022	471	Clamp Stop Motion Flanged Bushing Pin " " " " " Set	01
462c	472	Screw.....	02
15314	—	Clamp Stop Motion complete, Nos. 248A, 256B, 2020 and 15313.....	1 15
*54529	—	Face Plate.....	80
8361	752	" " 54529 with 2827.....	80
219A	473	" " Screw.....	02
2827	471	" " Thread Guard with 8505.....	02
8505	757	" " " " Rivet..... per 100	20

From the library of: Diamond Needle Corp.

NO.	PLATE	NAME	EACH
32562	6403	Feed Cam with 1285c	\$ 50
1285c	6403	" " Set Screw	06
8213	754	" Dog, without teeth at right of needle	55
8437	6400	" " Carrier	50
1833	472	" " " Roller and Screw Stud	30
315c	472	" " " Screw Centre	06
15445	---	" " " " " 315c with 1519J	10
1519J	473	Feed Dog Carrier Screw Centre Nut	05
191K	473	" " Screw	05
8443	6401	" Forked Connection with 175J	1 10
175J	473	" " " Adjusting Screw	02
1381K	6407	" " " Hinge Screw (eccentric)	20
1520J	473	Feed Forked Connection Hinge Screw Nut	05
1832	472	Feed Forked Connection Roller with 1085E	30
1085E	6415	Feed Forked Connection Roller Screw Stud	10
253B	472	Feed Regulating Thumb Screw	35
8216	753	" Regulator	55
8217	471	" " Friction Washer	01
42D	473	" " Hinge Screw	20
8431	6401	" Rock Shaft for 1381	65
307c	472	" " " Screw Centre	10
56814	---	" " " " " 307c with 1513J	20
1513J	473	Feed Rock Shaft Screw Centre Nut	07
8365	752	Needle Bar	55
8222	752	" " Cam with 175E and 400K	55
175E	473	" " " Clamping Screw	02
400K	473	" " " Guide Adjusting Screw	02
233B	473	" " " Position Screw	02
1836	472	" " " Roller and Screw Stud	30
8338	6403	" " Thread Guard	01
249A	473	" " " and Needle Stop Screw	02
2054	471	Needle Clamp with 552c	35
552c	472	" " Thumb Screw	20
8366	752	Presser Bar	50
2060A	752	" " Lifter	30
97E	473	" " " Screw	06
8226	753	" " Guide Bracket with 400K and 453c	35
400K	473	Presser Bar Guide Bracket Adjusting Screw	02

NO.	PLATE	NAME	EACH
453c	473	Presser Bar Guide Bracket Set Screw	\$ 02
8414	753	" " Spring	07
2070	471	" " " Washer	01
15281	754	" Foot	35
286B	473	" " Thumb Screw	20
263B	472	Pressure Regulating Thumb Screw	30
8444	6400	Shuttle Bell Crank	90
50036B	6407	" " " Hinge Screw	30
8228	755	" Bobbin	07
*8301	---	" Body	90
215H	473	" Tension Regulating Screw	03
8326	755	" " Spring	10
8327	755	Shuttle complete, Nos. 215H, 8228, 8301 and 8326	1 15
8231	752	Shuttle Carrier	55
231K	473	" " Screw	05
8445	6401	" Pitman with two 175J	65
175J	473	" " Adjusting Screw	02
44K	473	" " Screw Stud	20
520c	472	" " " " (eccentric)	20
1520J	473	" " " " " Nut	05
216K	473	" " " " " Screw	06
54512	6402	" Slide (back)	25
54513	6402	" " (front)	25
2102	471	Tension Disc	07
1560B	473	" Regulating Thumb Nut	06
8237	753	" Releaser	06
SS 416E	6415	" Screw Stud	15
8238	6405	" Spring	07
54526	---	Tension complete, Nos. SS. 416E, 1560B, 8237, 8238, 8244 and two 2102	60
26075	6317	Thread Cutter and Holder	07
*55523	---	" Take-up Cam	80
55521	6400	" " " 55523 with two 448c	80
2117	471	Thread Take-up Cam Pin	01
448c	473	" " " Set Screw	05
8242	752	" " Lever with 1822	80
8243	752	" " " Cover	20
8401	753	" " " " with 8422	20
107B	473	" " " " Hinge Screw	05
8422	753	" " " " Thread Guard	01
79c	473	" " " Hinge Screw	10
1822	472	" " " Roller and Stud	30
8244	471	" " Spring	07
54516	6405	" " " Regulator Plate	05

From the library of: Diamond Needle Corp

NO.	PLATE	NAME	EACH
233B	473	Thread Take-up Spring Regulator Plate	
		Adjusting Screw.....	\$ 02
8240	754	Throat Plate for 8213.....	30
219A	473	" " Screw.....	02

MACHINE No. 28-9

FOR FAMILY USE (EXPORT ONLY). HAS
HAND DRIVING ATTACHMENT

This Machine is the No. 28-8 with the addition of
the following:

HAND ATTACHMENT PARTS

NO.	PLATE	NAME	EACH
*94002	4915	Body.....	\$ 70
33647	4915	" Bracket.....	25
183E	4916	" " Screw.....	05
80023	4915	Crank Handle (wood).....	05
94012	4915	" " Spindle.....	15
8280	4916	" Hinge Pin.....	01
8435	4915	" Lever.....	30
8281	4916	" Lock Pin.....	02
8282	4916	" " " Spring.....	01
94005	---	Crank complete, Nos. 8435, 80023 and 94012.....	60
94006	4916	Driver.....	30
33643	---	" Finger.....	20
94007	4916	" " 33643 with 8390, 8391 and 94009.....	25
80018	4916	Driver Finger Hinge Pin.....	01
94008	4916	" " Lock Pin.....	03
8388	4916	" " " " Spring.....	01
94009	4916	" " Sheath (leather).....	01
8390	4916	" " " Plate.....	01
8391	4916	" " " Staple.....	01
8392	756	Gear with 8281 and 8282.....	55
94016	6418	" Cover.....	15
399A	6310	" " Screw.....	02
659D	6310	" Screw Stud.....	20
8394	6310	Pinion.....	55
80028	4916	" Dowel Pin..... per 100	15
660D	6310	" Screw Stud.....	20

NO.	PLATE	NAME	EACH
94018	---	Hand Attachment complete, Nos. 137B, 659D, 660D, 8280, 8388, 8392, 8394, 33647, 80018, 80028, 94002, 94005 to 94008, 94016 and two each 183E and 399A.....	\$3 80
137B	4916	Hand Attachment Screw.....	06

From the library of: Diamond Needle Corp

LIST OF PARTS COMPLETE

FOR

MACHINE No. 128-3

FOR FAMILY USE. VIBRATING SHUTTLE WITH
SHUTTLE EJECTOR

NO.	PLATE	NAME	EACH
*54501	—	Arm with 448A and 8206	\$5 30
2002	6403	" Dowel Pin	02
8352	6401	" Rock Shaft with 122E	1 10
122E	6407	" " " Adjusting Screw	07
8396	6406	" " " Centre (upper)	20
301c	6407	" " " Screw Centre	10
55516	—	" " " " " 301c with 1508J	25
1508J	6407	Arm Rock Shaft Screw Centre Nut	10
138E	6407	" Screw	07
8446	6401	" Shaft for 32562	1 50
8206	6403	" " Bushing	35
448A	6403	" " " Set Screw	05
54525	6402	" Side Cover (embossed)	30
50053B	6407	" " " Thumb Screw	20
2007	6403	" Spool Pin	02
8879	6403	" " " Washer (cloth)	01
15282	6400	Balance Wheel, 2¼ in. pulley	1 50
*8450	—	Bed	5 30
55515	6404	" Oil Hole (shuttle) Packing (braided cotton) per 100	20
256B	6400	Clamp Stop Motion Clamp Screw	50
248A	6407	" " " " Stop Screw	02
2020	6400	" " " " Washer	07
*15312	—	" " " Flanged Bushing	55
15313	6400	" " " " " 15312 with two 462c	55
2022	6403	Clamp Stop Motion Flanged Bushing Pin	01
462c	6407	" " " " " Set Screw	02
15314	—	Clamp Stop Motion complete, Nos. 248A, 256B, 2020 and 15313	1 15
*54529	—	Face Plate	80
8361	6402	" " 54529 with 2827	80
219A	6407	" " Screw	02
2827	6403	" " Thread Guard with 8505	02
8505	6403	" " " " Rivet, per 100	20

NO.	PLATE	NAME	EACH
32562	6403	Feed Cam with 1285c	\$ 50
1285c	6403	" " Set Screw	06
8213	754	" Dog, without teeth at right of needle	55
8321	754	" " four teeth at right of needle (square corners)	55
8437	6400	Feed Dog Carrier	50
1833	6407	" " " Roller and Screw Stud	30
315c	6407	" " " Screw Centre	06
15445	—	" " " " " 315c with 1519J	10
1519J	6407	Feed Dog Carrier Screw Centre Nut	05
191K	6407	" " Screw	05
8443	6401	" Forked Connection with 175J	1 10
175J	6403	" " " Adjusting Screw	02
1381K	6407	" " " Hinge Screw (eccentric)	20
1520J	6407	Feed Forked Connection Hinge Screw Nut	05
1832	6407	Feed Forked Connection Roller with 1085E	30
1085E	6415	Feed Forked Connection Roller Screw Stud	10
253B	6403	Feed Regulating Thumb Screw	35
8216	6403	" Regulator	55
8217	6403	" " Friction Washer	01
42D	6403	" " Hinge Screw	20
8431	6401	" Rock Shaft for 1381	65
307c	6407	" " " Screw Centre	10
56814	—	" " " " " 307c with 1513J	20
1513J	6407	Feed Rock Shaft Screw Centre Nut	07
8365	6401	Needle Bar	55
8222	6403	" " Cam with 175E and 400K	55
175E	6403	" " " Clamping Screw	02
400K	6403	" " " Guide Adjusting Screw	02
233B	6403	" " " Position Screw	02
1836	6403	" " " Roller and Screw Stud	30
8338	6403	" " Thread Guard	01
249A	6403	" " " " and Needle Stop Screw	02
2054	6403	Needle Clamp with 552c	35
552c	6403	" " Thumb Screw	20
8366	6401	Presser Bar	50
54503	6405	" " Lifter	35
97E	6405	" " " Screw	06
8226	6406	" " Guide Bracket with 400K and 453c	35

From the library of: Diamond Needle Corp

NO. PLATE	NAME	EACH
400k 6406	Presser Bar Guide Bracket Adjusting Screw.....	\$ 02
453c 6406	Presser Bar Guide Bracket Set Screw.....	02
8414 6401	" " Spring.....	07
2070 6405	" " Washer.....	01
15281 754	" Foot for 8213.....	35
8337 754	" " " 8321.....	35
50053B 6407	" " Thumb Screw.....	20
263B 6407	Pressure Regulating Thumb Screw.....	30
8444 6400	Shuttle Bell Crank.....	90
50036B 6407	" " " Hinge Screw.....	30
8228 755	" Bobbin.....	07
*54504	" Body.....	90
215H 6404	" Tension Regulating Screw.....	06
8326 6404	" " Spring.....	10
54505 6404	Shuttle complete, Nos. 215H, 8228, 8326 and 54504.....	1 15
*54506	Shuttle Carrier.....	55
54527	" " 54506 with 54508 and two 54509.....	85
54507 6404	Shuttle Carrier complete, Nos. 50126E, 54510, 54511 and 54527.....	1 20
*54508	Shuttle Carrier Cushion Spring.....	30
*54509	" " " " Rivet, per 100.....	20
231K 6404	Shuttle Carrier Screw.....	05
54510 6404	" Ejector.....	25
50126E 6404	" " Hinge Screw.....	05
54511 6404	" " Spring.....	07
8445 6401	" Pitman with two 175J.....	65
175J 6403	" Adjusting Screw.....	02
44K 6407	" " Screw Stud.....	20
520c 6407	" " " " (eccentric).....	20
1520J 6407	" " " " " Nut.....	05
216K 6407	" " " " " Screw.....	05
54512 6402	" Slide (back).....	25
54513 6402	" " (front).....	25
2102 6405	Tension Disc.....	07
1560B 6405	" Regulating Thumb Nut.....	06
32572 6405	" Releasing Disc.....	07
54514 6406	" " Lever.....	35
97E 6406	" " " Hinge Screw.....	06
39443 6415	" " " Spring.....	02
54515 6405	" " Pin.....	05
1274J 6405	" Screw Stud.....	20
8238 6405	" Spring.....	07

NO. PLATE	NAME	EACH
*55520	Tension complete, Nos. 1274J, 1560B, 8238, 8244, 32572, 54515 and two 2102.....	\$ 65
26075 6317	Thread Cutter and Holder.....	07
*55523	" Take-up Cam.....	80
55521 6400	" " " 55523 with two 448c.....	80
2117 6403	Thread Take-up Cam Pin.....	01
448c 6403	" " " Set Screw.....	05
8242 6405	" " Lever with 1822.....	80
8243 6405	" " " Cover.....	20
8401 6405	" " " " with 8422.....	20
107B 6405	" " " " Hinge Screw.....	05
8422 6405	" " " " Thread Guard.....	01
79c 6405	" " " Hinge Screw.....	10
1822 6405	" " " Roller and Stud.....	30
8244 6405	" " Spring.....	05
54516 6405	" " " Regulator Plate.....	05
233B 6405	" " " " " " Adjusting Screw.....	02
8240 754	Throat Plate for 8213.....	30
8323 754	" " " 8321.....	30
219A 6407	" " Screw.....	02

MACHINE No. 128-4

FOR FAMILY USE. VIBRATING SHUTTLE WITH SHUTTLE EJECTOR. HAS HAND ATTACHMENT.

This Machine is the No. 128-3 with the addition of the following:

HAND ATTACHMENT PARTS

NO. PLATE	NAME	EACH
*94002 4915	Body.....	\$ 70
33647 4915	" Bracket.....	25
183E 4916	" " Screw.....	05
80023 4915	Crank Handle (wood).....	05
94012 4915	" " Spindle.....	15
8280 4916	" Hinge Pin.....	01
8435 4915	" Lever.....	30
8281 4916	" Lock Pin.....	02
8282 4916	" " " Spring.....	01
94005	Crank complete, Nos. 8435, 80023 and 94012.....	60
94006 4916	Driver.....	30
33643	" Finger.....	20

NO.	PLATE	NAME	EACH
94007	4916	Driver Finger 33643 with 8390, 8391 and 94009.....	\$ 25
80018	4916	Driver Finger Hinge Pin.....	01
94008	4916	“ “ Lock Pin.....	03
8388	4916	“ “ “ “ Spring.....	01
94009	4916	“ “ Sheath (leather).....	01
8390	4916	“ “ “ Plate.....	01
8391	4916	“ “ “ Staple.....	01
8392	756	Gear with 8281 and 8282.....	55
94016	6418	“ Cover.....	15
399A	6310	“ “ Screw.....	02
659D	6310	“ Screw Stud.....	20
8394	6310	Pinion.....	55
80028	4916	“ Dowel Pin..... per 100	15
660D	6310	“ Screw Stud.....	20
94018	---	Hand Attachment complete, Nos. 137B, 659D, 660D, 8280, 8388, 8392, 8394, 33647, 80018, 80028, 94002, 94005 to 94008, 94016 and two each 183E and 399A.....	3 80
137B	4916	Hand Attachment Screw.....	06

ACCESSORIES

NO.	PLATE	NAME	EACH
36569	6315	Oiler with 36571.....	\$ 10
36570	---	“ 36569, filled with oil.....	20
36571	6315	“ Spout, 1 $\frac{3}{4}$ in. long, with 36807.....	06
36807	6317	“ “ Washer (leather).....	01

ATTACHMENT SET

NO.	PLATE	NAME	EACH
26319	5650	Binder.....	\$ 25
25527	5635	Cloth Guide.....	20
287B	5635	“ “ Thumb Screw.....	20
25626	5650	Hemmer, $\frac{3}{16}$ in. hem.....	20
25627	5650	“ $\frac{1}{4}$ in. hem.....	20
25628	5650	“ $\frac{3}{8}$ in. hem.....	20
25629	5650	“ $\frac{5}{8}$ in. hem.....	20
---	---	Needles (six).....	07
8228	755	Bobbins (five).....	07
25537	5635	Screw Driver (machine).....	20
120378	6417	“ “ (shuttle tension).....	07
36583	5637	Tucker.....	1 50

NO.	PLATE	NAME	EACH
120307	---	Attachment Set, Nos. 287B, 25527, 25537, 25626 to 25629, 26319, 33583, 120378, five 8228 and six needles.....	\$1 80
35463	5647	Ruffler.....	95
25638	---	Attachment Set complete, Nos. 35463 and 120307.....	6 00

ATTACHMENT SET

NO.	PLATE	NAME	EACH
36594	5636	Binder.....	\$ 80
25527	5635	Cloth Guide.....	20
287B	5635	“ “ Thumb Screw.....	20
35931	5636	Hemmer (adjustable).....	1 50
---	---	Needles (six).....	07
8228	755	Bobbins (five).....	07
25537	5635	Screw Driver (machine).....	20
120378	6417	“ “ (shuttle tension).....	07
36583	5637	Tucker.....	1 50
120310	---	Attachment Set, Nos. 287B, 25527, 25537, 35931, 36583, 36594, 120378, five 8228 and six needles.....	6 00
120290	8313	Ruffler.....	1 25
35919	---	Attachment Set complete, Nos. 120290 and 120310.....	7 50

BIAS GAUGE

NO.	PLATE	NAME	EACH
25525	5635	Bias Gauge.....	\$ 20

BRAIDER

NO.	PLATE	NAME	EACH
25510	5617	Braider.....	\$ 30
289B	6407	“ Thumb Screw.....	10

DARNING FOOT (Spring)

NO.	PLATE	NAME	EACH
86291	---	Darning Foot.....	\$ --
86292	---	“ “ Clamp, Nos. 86295 and 86296.....	--

DARNING FOOT (SPRING)

NO.	PLATE	NAME	EACH
*86295	---	Darning Foot Clamp Body.....	\$ ---
*86296	---	" " " Guide.....	---
SS.476c	6417	" " " Thumb Screw.....	15
66646	6417	" " Spring.....	06
36658	6417	" " Rivet..... per 100	80
86294	6417	Darning Foot (spring) complete, Nos. SS. 476c, 36658, 66646, 86291 and 86292	1 00

EDGE STITCHER

NO.	PLATE	NAME	EACH
36865	754	Edge Stitcher.....	\$ 80

FELLER FOOT

NO.	PLATE	NAME	EACH
36835	754	Feller (foot).....	\$ 35

HEMMERS

NO.	PLATE	NAME	EACH
36333	4919	Hemmer (foot) $\frac{1}{16}$ in. hem, for chiffon and silk.....	\$3 35
35996	---	Hemmer (foot) $\frac{5}{16}$ in. hem.....	50
35857	754	" " $\frac{1}{8}$ in. hem.....	55
35884	4919	" " $\frac{3}{16}$ in. hem.....	55
6267	6415	" Folder.....	02
25888	6415	" Tongue.....	01

NOTE: When ordering Nos. 6267 or 25888 give width of hem and No. of Hemmer for which it is required.

HEMMER SET

NO.	PLATE	NAME	EACH
25509	758	Binder.....	\$ 07
25510	758	Braider.....	30
289B	758	" Thumb Screw.....	10
25511	758	Hemmer, $\frac{3}{16}$ in. hem.....	07
25512	758	" $\frac{1}{16}$ in. hem.....	07
25513	758	" $\frac{1}{2}$ in. hem.....	07
25514	758	" $\frac{3}{4}$ in. hem.....	07
85301	758	Quilter Bar.....	06
85302	758	" Guide.....	03
25515	758	Quilter complete, Nos. 85301 and 85302	07
25938	---	Hemmer Set complete, Nos. 289B and 25509 to 25515.....	90

HEMSTITCHER

NO.	PLATE	NAME	EACH
28915	754	Hemstitcher.....	\$ 80

PRESSER FEET

NO.	PLATE	NAME	EACH
36058	4919	Presser Foot with 665B and 36059, for blind stitch cording, to turn small curves.....	\$3 80
36059	4919	Presser Foot Cord Guide.....	80
665B	4919	" " " " Screw.....	02

NOTE: When ordering Nos. 36058 or 36059 send sample of cord for which it is to be used.

36067	4919	Presser Foot, for braiding, for art work, for braid $\frac{1}{16}$ in. to $\frac{3}{16}$ in. wide.....	90
-------	------	---	----

NOTE: When ordering No. 36067 state the size or send samples of braid for which it is to be used.

QUILTERS

NO.	PLATE	NAME	EACH
85301	5647	Quilter Bar.....	\$ 06
85302	5647	" Guide.....	03
25515	5647	Quilter complete, Nos. 85301 and 85302	07
35932	5636	Quilter.....	50

RUFFLERS

NO.	PLATE	NAME	EACH
35463	5647	Ruffler.....	\$ 95
26158	---	" 35463 with 25603.....	1 15
25603	5651	" Shirring Plate.....	20
120290	8313	Ruffler.....	1 25
120291	---	" 120290 with 35934.....	1 50
35934	5639	" Shirring Plate.....	25

STILETTO

NO.	PLATE	NAME	EACH
25539	5635	Stiletto.....	\$ 07

UNDER BRAIDER

NO.	PLATE	NAME	EACH
35937	5639	Under Braider	\$ 30
25637	5647	" " Foot	25

BOBBIN WINDER (Automatic)

FOR 15282

NO.	PLATE	NAME	EACH
8342	6409	Back Centre	\$ 02
8256	6409	" " Head	05
8343	6409	" " Spring	02
55509	6315	Bracket (belt cover)	35
158B	6409	" Screw	05
8257	6409	Cam	07
50231A	6409	" Screw	02
55510	6315	Frame	30
55512	6409	" Friction Washer	02
50101B	6409	" Hinge Screw	10
1718J	6409	" " " Nut	05
15287	6409	Friction Ring (rubber)	02
15288	6409	Pulley	07
50102A	6409	Spindle	30
8346	6409	Thread Guide	20
92B	6409	" " Hinge Screw	07
8260	6409	" " Spring	02
8261	6409	Worm Wheel	20
*55514	—	" " 8261 with 8257 and 50231A	30
2749	6409	" " Friction Washer	01
50104B	6409	" " Screw Stud (eccentric)	20
1718J	6409	" " " Nut	05
55511	6315	Bobbin Winder (automatic) complete, Nos. 92B, 2749, 8256, 8260, 8342, 8343, 8346, 15287, 15288, 50101B, 50102A, 50104B, 55509, 55510, 55512, 55514 and two 1718J	2 10

BOBBIN WINDER (Automatic)

FOR 15282

OBSOLETE, USE 55511

NO.	PLATE	NAME	EACH
8342	6409	Back Centre	\$ 02
8256	6409	" " Head	05
8343	6409	" " Spring	02

BOBBIN WINDER (AUTOMATIC)

NO.	PLATE	NAME	EACH
8344	6400	Bracket (belt cover)	\$ 35
158E	6409	" Screw	05
8257	6409	Cam	07
50231A	6409	" Screw	02
8345	6400	Frame	25
80272	6409	" Friction Washer	06
50101B	6409	" Hinge Screw	10
1718J	6409	" " " Nut	05
15287	6409	Friction Ring (rubber)	02
15288	6409	Pulley	07
50102A	6409	Spindle	30
8346	6409	Thread Guide	20
92B	6409	" " Hinge Screw	07
8260	6409	" " Spring	02
8261	6409	Worm Wheel	20
*55514	—	" " 8261 with 8257 and 50231A	30
2749	6409	" " Friction Washer	01
50104B	6409	" " Screw Stud (eccentric)	20
1718J	6409	" " " Nut	05
8347	6400	Bobbin Winder (automatic) complete, Nos. 92B, 2749, 8256, 8260, 8342, to 8346, 15287, 15288, 50101B, 50102A, 50104B, 55514, 80272 and two 1718J	2 05

BOBBIN WINDER (Automatic)

FOR 8355

OBSOLETE

NO.	PLATE	NAME	EACH
8255	471	Back Centre	\$ 05
8256	471	" " Head	05
8250	471	" " Spring	02
8257	755	Cam	07
50231A	6409	" Screw	02
8258	751	Frame	25
2160	755	Friction Ring (rubber)	02
8371	755	Pulley	10
540A	755	Spindle	30
8259	755	Thread Guide	20
92B	473	" " Hinge Screw	07
8260	471	" " Spring	02
8261	755	Worm Wheel	20
*55514	—	" " 8261 with 8257 and 50231A	30
2749	471	" " Friction Washer	01
50B	473	" " Screw Stud (eccentric)	20
1528J	473	" " " Nut	05

From the library of Raymond Neede Corp

NO.	PLATE	NAME	EACH
8370	751	Bobbin Winder (automatic) complete, Nos. 50b, 92b, 540a, 1528j, 2749, 8250, 8255, 8256, 8258 to 8260, 8371 and 55514.....	\$1 50
136A	473	Bobbin Winder Hinge Screw.....	06

HAND ATTACHMENT

FOR 128-4 MACHINE
FOR 15282, OBSOLETE

NO.	PLATE	NAME	EACH
8377	6309	Body.....	\$ 80
33647	6309	" Bracket.....	25
183E	6310	" " Screw.....	05
8380	6309	Crank Handle (wood).....	05
8433	—	" " Spindle.....	20
8434	6309	" " " 8433 with 8382.....	20
8382	6310	" " " Washer.....	01
8280	6310	" Hinge Pin.....	01
8435	6309	" Lever.....	30
8281	6310	" Lock Pin.....	02
8282	6310	" " " Spring.....	01
8436	—	Crank complete, Nos. 8380, 8434 and 8435.....	55
33642	6310	Driver.....	30
33650	—	" 33642 with 2532, 8386 to 8388, 8394 and 94007.....	1 30
33643	—	Driver Finger.....	20
94007	4916	" " 33643 with 8390, 8391 and 94009.....	25
8386	6310	Driver Finger Hinge Pin.....	01
8387	6310	" " Lock Pin.....	02
8388	6310	" " " " Spring.....	01
94009	4916	" " Sheath (leather).....	01
8390	6310	" " Plate.....	01
8391	6310	" " " Staple.....	01
8392	6309	Gear with 8281 and 8282.....	55
8393	6309	" Cover.....	20
399A	6310	" " Screw.....	02
659D	6310	" Screw Stud.....	20
8394	6310	Pinion.....	55
2532	6310	" Dowel Pin..... per 100	20
660D	6310	" Screw Stud.....	20
33646	—	Hand Attachment complete, Nos. 137b, 659d, 660d, 8280, 8377, 8392, 8393, 8436, 33647, 33650 and two each 183E and 399A.....	3 80
137B	6310	Hand Attachment Screw.....	06

HAND ATTACHMENT

FOR 28-9 AND 128-4 MACHINES

OBSOLETE, USE 94018

NO.	PLATE	NAME	EACH
*94002	4915	Body.....	\$ 70
33647	4915	" Bracket.....	25
183E	4916	" " Screw.....	05
80023	4915	Crank Handle (wood).....	05
94012	4915	" " Spindle.....	15
8280	4916	" Hinge Pin.....	01
8435	4915	" Lever.....	30
8281	4916	" Lock Pin.....	02
8282	4916	" " " Spring.....	01
94005	—	Crank complete, Nos. 8435, 80023 and 94012.....	60
94006	4916	Driver.....	30
33643	—	" Finger.....	20
94007	4916	" " 33643 with 8390, 8391 and 94009.....	25
80018	4916	Driver Finger Hinge Pin.....	01
94008	4916	" " Lock Pin.....	03
8388	4916	" " " " Spring.....	01
94009	4916	" " Sheath (leather).....	01
8390	4916	" " " Plate.....	01
8391	4916	" " " Staple.....	01
94010	4915	Gear with 8281 and 8282.....	60
94011	4915	" Cover.....	15
211A	4916	" " Screw.....	02
SS.380D	4916	" Screw Stud.....	20
80027	4916	Pinion.....	60
80028	4916	" Dowel Pin..... per 100	15
SS.381D	4916	" Screw Stud.....	20
94001	—	Hand Attachment complete, Nos. 137b, SS.380d, SS.381d, 8280, 8388, 33647, 80018, 80027, 80028, 94002, 94005 to 94008, 94010, 94011 and two each 183E and 211A.....	3 80
137B	4916	Hand Attachment Screw.....	06

STAND

ROCKING TREADLE, BALL BEARING PITMAN, COVER SET

NO.	PLATE	NAME	EACH
25442	6410	Band Wheel, 12½ in. diam., with 972c.....	\$1 40
46515	6410	" " Crank.....	25

From the library of: Diamond Needle Corp.

STAND

NO.	PLATE	NAME	EACH
46624	---	Band Wheel Crank and Pitman (ball bearing) complete, Nos. 1520r, 25371, 46506 to 46510, 46515, 46655 and six 25362.	\$2 00
46511	---	Band Wheel Crank and Pitman (ball bearing) complete, Nos. 46624 and 46630.	2 15
297c	3826	Band Wheel Crank Screw Centre.	20
46629	---	" " " " " 297c with 1507r.	25
1507r	3826	Band Wheel Crank Screw Centre Nut.	07
972c	3826	" " Set Screw.	10
25026	---	Belt, size $\frac{3}{16}$ in., length 64 in., with 25027	30
46631	6315	" Guide.	10
1288r	6407	" " Screw.	10
25027	6412	" Hook.	01
46525	6315	" Shifter.	07
34r	6407	" " Hinge Screw.	10
25033	6412	" " Spring.	02
46632	6430	Brace with three 46629.	2 15
46638	6430	" Section (left) with 46629.	85
46639	6430	" " (right) with two 46629.	1 55
138E	6407	" " Screw.	07
46640	6430	Brace (sectional) complete, Nos. 46638, 46639 and three 138E.	2 65
748r	3826	Brace Screw.	10
46333	---	Dress Guard.	50
46634	6430	Dress Guard complete, Nos. 34r, 25033, 46525 and 46633.	65
1059r	6415	Dress Guard Bolt with 1510r.	05
1510r	6407	" " " Nut.	02
25444	6410	Leg with two each 25068 and 25069.	2 70
25068	6315	" Roller.	07
25069	6315	" " Pin.	01
25362	3826	Pitman Ball, size $\frac{3}{16}$ in., per 100	1 20
46506	3826	" " Bearing Adjusting Screw Ring.	25
46507	3826	Pitman Ball Bearing Adjusting Screw Ring Locking Washer (brass), per 100	35
46508	3826	Pitman Ball Bearing Ring.	20
46509	3826	" " Case.	35
46655	3826	" " Separator.	07
46510	6410	" Rod with 25360.	25
*25360	---	" " Ball.	20
25371	3826	" " " Bushing.	25
25361	3826	" " " Screw Bearing.	20

STAND

NO.	PLATE	NAME	EACH
46630	---	Pitman Rod Ball Screw Bearing 25361 with 1670E.	\$ 25
1670E	3826	Pitman Rod Ball Screw Bearing Nut.	07
1520r	3826	" " Lock Nut.	05
25406	6410	Treadle.	95
297c	3826	" " Screw Centre.	20
46629	---	" " " " 297c with 1507r.	25
1507r	3826	" " " Nut.	07
25086	6410	Wrench for 1507, 1510 and 1670.	20
25200	6410	" " 972.	20
25281	---	Stand (iron work) complete, Nos. 1059r, 1288r, 25086, 25200, 25406, 25442, 46511, 46631, 46632, 46634, two 25444 and four 748r.	---

STAND

ROCKING TREADLE, BALL BEARING PITMAN, CABINET TABLE

NO.	PLATE	NAME	EACH
25442	6410	Band Wheel, 12 $\frac{1}{2}$ in. diam., with 972c.	\$1 40
46515	6410	" " Crank.	25
46624	---	Band Wheel Crank and Pitman (ball bearing) complete, Nos. 1520r, 25371, 46506 to 46510, 46515, 46655 and six 25362.	00
46511	---	Band Wheel Crank and Pitman (ball bearing) complete, Nos. 46624 and 46630.	15
297c	3826	Band Wheel Crank Screw Centre.	20
46629	---	" " " " " 297c with 1507r.	25
1507r	3826	Band Wheel Crank Screw Centre Nut.	07
972c	3826	" " Set Screw.	10
82887	---	Belt, size $\frac{3}{16}$ in., length 68 in., with 25027	30
83031	6418	" Guide.	10
1288r	6407	" " Screw.	10
25027	6412	" Hook.	01
46525	6315	" Shifter.	07
34r	6407	" " Hinge Screw.	10
25033	6412	" " Spring.	02
82896	6410	Brace with three 46629.	2 15
748r	3826	" Screw.	10
46526	---	Dress Guard.	55
25049	6410	Dress Guard complete, Nos. 34r, 25033, 46525 and 46526.	65

From the library of: Diamond Needle Corp

STAND

NO.	PLATE	NAME	EACH
504R	6407	Dress Guard Bolt with 1510R	\$ 05
1510R	6407	" " " Nut	02
25444	6410	Leg with two each 25068 and 25069	2 70
25068	6315	" Roller	07
25069	6315	" " Pin	01
25362	3826	Pitman Ball, size $\frac{3}{16}$ in.	per 100 1 20
46506	3826	" " Bearing Adjusting Screw Ring	25
46507	3826	Pitman Ball Bearing Adjusting Screw Ring Locking Washer (brass) per 100	35
46508	3826	Pitman Ball Bearing Ring	20
46509	3826	" " Case	35
46655	3826	" " Separator	07
46510	6410	" Rod with 25360	25
*25360	-----	" " Ball	20
25371	3826	" " Bushing	25
25361	3826	" " " Screw Bearing	20
46630	-----	" " " " 25361 with 1670E	25
1670E	3826	Pitman Rod Ball Screw Bearing Nut	07
1520R	3826	" " Lock Nut	05
25406	6410	Treadle	95
297c	3826	" Screw Centre	20
46629	-----	" " " 297c with 1507R	25
1507R	3826	" " " Nut	07
25086	6410	Wrench for 1507, 1510 and 1670	20
25200	6410	" " 972	20
82953	-----	Stand (iron work) complete, Nos. 504R, 1288R, 25049, 25086, 25200, 25406, 25442, 46511, 82896, 83031, two 25444 and four 748R	

CABINET TRIMMINGS

TRIMMINGS FOR COVER SET

NO.	PLATE	NAME	EACH
56498	4924	Cover Cushion (felt)	\$ 01
56494	4924	" Hook	07
28297	6316	" " Cup Catch (nickeled)	07
56251	6316	" Lock	20
28297	6316	" " Cup Catch (nickeled)	07
28076	6412	" " Escutcheon	02
NOTE: When ordering No. 28076, state finish			
28233	6412	Cover Lock Key	07
8421	6411	Drip Pan	30

CABINET TRIMMINGS

NO.	PLATE	NAME	EACH
28079	6408	End Leaf Hinge	\$ 05
25056	6430	" " Support	20
46671	6418	" " " Bracket, $4\frac{1}{4}$ in. between screw holes, with three wood screws $\frac{3}{4}$ in. No. 7	20
28088	6413	Handle (wood)	07
50550B	6417	" Bolt	10
NN.83J	6413	" " Nut	03
28229	6413	" Hinge Rivet	01
124307	4924	" Link	10
124310	---	" " 124307 with 28229 and 50550B	25
28231	6413	" Stud	10
124311	---	Handle complete, Nos. 28088, 28231 and two each NN.83J and 124310	70
525R	6407	Machine Hinge Bolt	25
1727E	6415	" " " Nut	05
2807	6412	" " " Washer	01
8294	6412	" " Connection	10
8295	6412	" " " Hinge Pin	01
8306	---	Machine Hinge, Nos. 525R, 8294 and 8295	30
8292	---	Machine Hinge complete, Nos. 1727E, 2807 and 8306	35
28242	6317	Machine Rest Cushion (leather) with 5604	01
5604	6413	Machine Rest Cushion Pin	per 100 20
56429	6412	Partition Lock (revolving bolt, double)	07
56430	6412	" " " " single)	07
28076	6412	" " Escutcheon	02
NOTE: When ordering No. 28076, state finish.			
28233	6412	Partition Lock Key	07
25047	6315	Skeleton Drawer Case Drawer Spring	02
46612	6315	" " " Support with two wood screws $\frac{1}{2}$ in. No. 7 R.H.B.	05

From the library of: Diamond Needle Corp.

TRIMMINGS FOR CABINET TABLE

NO.	PLATE	NAME	EACH
87605	6317	Centre Drawer Hinge Bracket with two wood screws $\frac{1}{2}$ in. No. 7	\$ 15
87606	6317	Centre Drawer Hinge Bracket Plate with two wood screws $\frac{1}{2}$ in. No. 7	07
56441	6316	Centre Drawer Lock with two wood screws $\frac{1}{2}$ in. No. 2	07
28076	6412	Centre Drawer Lock Escutcheon	02
NOTE: When ordering No. 28076 state finish.			
28233	6412	Centre Drawer Lock Key	07

TRIMMINGS FOR CABINET TABLE

NO.	PLATE	NAME	EACH
56260	6416	Counterbalance Spring.....	\$ 35
56261	6416	“ “ Adjusting Collar.....	25
50251E	6317	“ “ “ “	
		Bolt with 1734E.....	05
1734E	6317	Counterbalance Spring Adjusting Collar Bolt Nut.....	02
9281	6317	Counterbalance Spring Adjusting Collar Bolt Nut Washer.....	01
56262	6416	Counterbalance Spring Bracket (hinge).....	50
28235	6408	Hinge, round end, for machine platform flap.....	20
NOTE: When ordering No. 28235, state finish.			
28234	6408	Hinge, round ends, for top leaf.....	25
NOTE: When ordering No. 28234, state finish.			
25152	6412	Machine Cushion (felt).....	01
25070	6412	“ “ Tack (rubber).....	01
56348	4924	“ Hinge Connection.....	20
2809	6412	“ “ “ Hinge Pin.....	01
15263	6412	“ “ Plate.....	30
56349	—	Machine Hinge complete, Nos. 2809, 15263, 56348 and wood screw 1 in. No. 10.....	50
NOTE: When ordering No. 56349 state finish.			
56265	6416	Machine Lifting Plate.....	60
56431	—	“ “ “ 56265 with 28123 and 56262.....	1 15
28123	6412	Machine Lifting Plate Hinge Pin.....	05
56266	6416	Machine Lifting Plate complete, Nos. 9281, 50251E, 56260, 56261 and 56431.....	1 80
56429	6412	Partition Lock, revolving bolt (double).....	07
56430	6412	“ “ “ “ (single).....	07
28076	6412	“ “ Escutcheon.....	02
NOTE: When ordering No. 28076, state finish.			
28233	6412	Partition Lock Key.....	07
28125	6408	Shield Supporting Bracket.....	07
25047	6315	Skeleton Drawer Case Drawer Spring.....	02
46612	6315	“ “ “ Support with two wood screws ½ in. No. 7 R.H.B.....	05

TRIMMINGS FOR PORTABLE CASE

NO.	PLATE	NAME	EACH
25070	6412	Base Cushion Tack (rubber).....	\$ 01
124404	6418	“ Till Lid.....	25

TRIMMINGS FOR PORTABLE CASE

NO.	PLATE	NAME	EACH
124405	—	Base Till Lid complete, Nos. 124362, 124363, 124404 and two 124364.....	\$ 35
124362	4924	Base Till Lid Latch.....	02
124363	4924	“ “ “ “ Button.....	06
124364	4924	“ “ “ “ “ Washer.....	02
56498	4924	Cover Cushion (felt).....	01
56494	4924	“ Hook.....	07
56495	4924	“ “ Plate.....	07
56251	6316	“ Lock.....	20
28076	6412	“ “ Escutcheon.....	02
NOTE: When ordering No. 28076, state finish.			
28233	6412	Cover Lock Key.....	07
87427	6413	“ “ Plate.....	07
87555	6315	“ Re-enforcing Plate.....	07
54522	6414	Drip Pan.....	25
28088	6413	Handle (wood).....	06
50549B	6417	“ Bolt.....	10
NN.83J	6413	“ “ Nut.....	03
28229	6413	“ Hinge Rivet.....	01
124307	4924	“ Link.....	10
124308	—	“ “ 124307 with 28229 and 50549B.....	10
28231	6413	“ Stud.....	10
124309	—	Handle complete, Nos. 28088, 28231, 87555 and two each NN. 83J and 124308.....	35
124387	4924	Machine Button.....	10
124388	—	“ “ 124387 with 56493.....	10
124389	—	“ “ 124388 with 22436R and 124411.....	06
56493	4924	Machine Button Cushion (leather).....	01
732B	6417	“ “ Thumb Screw.....	20
124390	4924	“ “ “ “ Bushing.....	35
124411	—	“ “ “ “ “ “ 124390 with 732B.....	55
22436R	4924	Machine Button Thumb Screw Washer.....	01
87721	4924	“ Hinge Connection.....	10
8295	6412	“ “ “ Hinge Pin.....	01
87722	4924	“ “ Head.....	25
SS.368J	6413	“ “ “ Screw.....	15
87572	6413	“ “ “ “ Washer.....	03
87723	—	Machine Hinge complete, Nos. SS. 368J, 8295, 87572, 87721 and 87722.....	60
28242	6413	Machine Rest Cushion (leather) with 5604.....	01
5604	6413	“ “ “ Pin.....per 100	20

OBSOLETE PARTS

NO.	PLATE	NAME	EACH
*8424	—	Arm with 284B, 443A, 8206 and 8409, for 28-3 and 28-4 Machines.....	\$5 30
8427	6402	Arm Side Cover, use 54525.....	30
*8409	—	" " Plate.....	50
284B	472	" " " Thumb Screw.....	20
8412	762	Balance Wheel, 2 1/2 in. pulley.....	1 50
87581	6413	Base Lid Catch Plate with wood screws 3/8 in. No. 3 R.H. nicked and 1/4 in. No. 3 R. H. nicked (Trimmings for Portable Case).....	07
87582	6413	Base Lid Catch Plate Pin (Trimmings for Portable Case).....	03
*8415	—	Bed for 28-3, 28-4, 128-3 and 128-4 Machines, use 8150.....	5 30
25439	6410	Belt Guide for 82953.....	10
87428	6316	Cover Hook (Trimmings for Cover Set and Portable Case).....	07
87372	6316	Cover Hook Cup Catch (Trimmings for Cover Set).....	07
87431	6413	Cover Hook Plate (Trimmings for Portable Case).....	10
8397	751	Drip Pan for Stand.....	30
8411	—	" " " " ".....	30
25058	6430	End Leaf Support Bracket, 4 1/8 in. between screw holes, with three wood screws 3/4 in. No. 7 (Trimmings for Cover Set).....	20
8214	752	Feed Dog Carrier for 28-1 to 28-4, 128-3 and 128-4 Machines, use 8437.....	50
8362	751	Feed Forked Connection with 175J, for 28-1 to 28-4, 128-3 and 128-4 Machines, use 8413.....	1 10
27c	473	Feed Forked Connection Hinge Screw for 28-1 to 28-4 Machines.....	20
8395	756	Hand Attachment Body Bracket for 8412.....	25
8379	—	Hand Attachment Crank complete for 8376, Nos. 8380, 8381 and 8383, use 8436.....	55
8316	756	Hand Attachment Crank Handle Spindle.....	20
8381	—	" " " " " " 8316 with 8382.....	20
8383	756	Hand Attachment Crank Lever, use 8435.....	30
8373	756	" " " Driver.....	30
8410	762	" " " Frame.....	90

NO.	PLATE	NAME	EACH
50289B	6413	Handle Bolt.....	\$ 10
87558	6413	" Link.....	10
87550	—	Handle complete, Nos. 28088, 28231, 87555 and two each N.N. 83J, 28229, 50289B and 87558 (Trimmings for Portable Case).....	80
26170	—	Hemmer (foot) 5/4 in. hem, for 28-1 to 28-4 Machines, use 35996.....	50
25883	—	Hemmer (foot) 5/4 in. hem, for 28-1 to 28-4 Machines, use 35996.....	50
26152	—	Hemmer (foot) 1/8 in. hem, for 28-1 to 28-4 Machines, use 35857.....	55
28227	—	Knob (brass).....	25
28228	—	Knob (brass) complete, Nos. 1272E and 28227 (Trimmings for Cabinet Table).....	30
28221	6316	Knob (oxidized).....	25
28223	—	Knob (oxidized) complete, Nos. 1272E and 28221 (Trimmings for Cabinet Table).....	30
1272E	6316	Knob Screw.....	07
87342	6413	Machine Button with 84151 and wood screw 1 in. No. 9 R.H.B. (Trimmings for Portable Case).....	03
84151	6413	Machine Button Washer (leather).....	01
87571	6413	" Hinge Head for 87573.....	25
87573	—	Machine Hinge complete, Nos. 88, 368J, 8294, 8295, 87571 and 87572 (Trimmings for Portable Case).....	60
15254	—	Machine Hinge Connection (brass).....	20
15251	6412	" " " (oxidized).....	20
15265	—	" " Plate (brass).....	30
15266	—	Machine Hinge (brass) complete, Nos. 2809, 15251, 15265 and brass wood screw 7/8 in. No. 10 (Trimmings for Cabinet Table).....	50
15264	—	Machine Hinge (oxidized) complete, Nos. 2809, 15251, 15263 and oxidized wood screw 7/8 in. No. 10 (Trimmings for Cabinet Table).....	50
25113	—	Machine Latch Spring for Stand.....	20
8223	471	Needle Bar Thread Guard for 28-1 to 28-4 Machines, use 8338.....	01
8399	757	Presser Bar Spring.....	07
8322	—	" Foot for 28-3 and 28-4 Machines, use 8337.....	35
2071	—	Presser Foot for 28-1 to 28-4 Machines, use 15281.....	35

From the Library of: Diamond Needle Corp.

OBSOLETE PARTS

NO.	PLATE	NAME	EACH
8229	752	Shuttle Bell Crank with two 175E.....	\$ 90
175E	473	" " " Adjusting Screw.....	02
533B	472	" " " Stud.....	30
1544B	471	" " " " Collar with 465c	20
465c	473	" " " " Set Screw	02
54517	6404	" Bobbin for 128-3 and 128-4 Machines, use 8228.....	07
8367	752	Shuttle Pitman with two 175a, use 8445..	65
8235	471	" Tension Spring.....	10
8227	755	Shuttle complete for 28-1 and 28-2 Machines, Nos. 215n, 8228, 8235 and 8301	1 15
8398	752	Spool Bracket with two 8400.....	25
180B	473	" " Screw.....	05
8400	757	" " Spool Pin.....	02
8413	757	" Pin for 28-2 Machine (for Portable Case).....	02
24143	6406	Tension Releasing Lever Spring for 128-3 and 128-4 Machines.....	01
413E	472	Tension Screw Stud.....	20
26076	753	Thread Cutter, use 26075.....	07
*55519	---	" Take-up Cam.....	80
8241	752	" " " 55519 with 148c..	80
8405	757	" " Lever with 1519b and 1837.....	85
1837	757	Thread Take-up Lever Roller and Screw Stud.....	35
1519b	473	Thread Take-up Lever Roller and Screw Stud Nut.....	05

**NUMERICAL LIST OF PARTS
FOR
MACHINES
Nos. 28-1 to 28-4, 28-8, 28-9,
128-3 and 128-4**

From the library of: Diamond Needle Corp

NUMERICAL LIST OF PARTS

NO. PLATE	NAME	EACH
27c 473	Feed Forked Connection Hinge Screw for 28-1 to 28-4 Machines, obsolete	\$ 20
31r 6407	Belt Shifter Hinge Screw for 25019 and 46634	10
42d 473	Feed Regulator Hinge Screw	20
44k 473	Shuttle Pitman Screw Stud	20
50b 473	Bobbin Winder Worm Wheel Screw Stud (eccentric) for 8370, obsolete	20
79c 473	Thread Take-up Lever Hinge Screw	10
NN.83J 6413	Handle Bolt Nut for 87550, 124309 and 124311	03
92b 6409	Bobbin Winder Thread Guide Hinge Screw for 8347, 8370 and 55511	07
97e 473	Presser Bar Lifter Screw	06
97e 6406	Tension Releasing Lever Hinge Screw for 128-3 and 128-4 Machines	06
107b 473	Thread Take-up Lever Cover Hinge Screw	05
122e 473	Arm Rock Shaft Adjusting Screw for 8352	07
136a 473	Bobbin Winder Hinge Screw for 8370, obsolete	06
137b 4916	Belt Cover Screw for 28-1 and 28-2 Machines, obsolete	06
137e 4916	Hand Attachment Seat Cover Screw for 28-1 to 28-4 Machines, obsolete	06
137b 4916	Hand Attachment Screw for 8376, 33646, 94001 and 94018	06
138e 473	Arm Screw	07
138e 6407	Brace Section Screw for 16640	07
158b 6409	Bobbin Winder Bracket Screw for 8347 and 55511	05
175d 473	Feed Forked Connection Adjusting Screw for 8362 and 8413	02
175e 473	Needle Bar Cam Clamping Screw for 8222	02
175e 473	Shuttle Bell Crank Adjusting Screw for 8229, obsolete	02
175d 473	Shuttle Pitman Adjusting Screw for 8367 and 8415	02
180b 473	Spool Bracket Screw, obsolete	05
183e 6415	Hand Attachment Body Bracket Screw for 8376, 33646, 94001 and 94018	05
190b 6415	Belt Cover Screw for 28-3 and 28-4 Machines, obsolete	05
191k 473	Feed Dog Screw	05

From the library of: Diamond Needle Corp

NO. PLATE	NAME	EACH
211A 4916	Hand Attachment Gear Cover Screw for 94001, obsolete.	\$ 02
215H 473	Shuttle Tension Regulating Screw for 8227, 8327 and 54505.	06
216K 473	Shuttle Pitman Screw Stud (eccentric) Screw.	06
219A 473	Face Plate Screw.	02
219A 473	Throat Plate Screw.	02
231K 473	Shuttle Carrier Screw.	05
233B 473	Needle Bar Cam Position Screw.	02
233B 473	Thread Take-up Spring Regulator Plate Adjusting Screw.	02
248A 473	Clamp Stop Motion Clamp Stop Screw for 8359 and 15314.	02
249A 473	Needle Bar Thread Guard and Needle Stop Screw.	02
253B 472	Feed Regulating Thumb Screw.	35
256B 752	Clamp Stop Motion Clamp Screw for 8359 and 15314.	50
263B 472	Pressure Regulating Thumb Screw.	30
284B 472	Arm Side Plate Thumb Screw for 8351 and 8424, obsolete.	20
286B 473	Arm Side Cover Thumb Screw for 28-3, 28-4, 28-8 and 28-9 Machines.	20
286B 473	Presser Foot Thumb Screw for 28-1 to 28-4, 28-8 and 28-9 Machines.	20
287B 5635	Cloth Guide Thumb Screw for 120307 and 120310.	20
289B 6407	Braider Thumb Screw for 25938.	10
297C 3826	Band Wheel Crank Screw Centre for 46629.	20
297C 3826	Treadle Screw Centre for 46629.	20
301C 472	Arm Rock Shaft Screw Centre for 55510.	10
307C 472	Feed Rock Shaft Screw Centre for 56814.	10
315C 472	" Dog Carrier Screw Centre for 15445.	06
SS.368J 6413	Machine Hinge Head Screw for 87573 and 87723.	15
SS.380D 4916	Hand Attachment Gear Screw Stud for 94001, obsolete.	20
SS.381E 4916	Hand Attachment Pinion Screw Stud for 94001, obsolete.	20
399A 473	Hand Attachment Gear Cover Screw for 8376, 33646 and 94018.	02
400K 473	Needle Bar Cam Guide Adjusting Screw for 8222.	02
400K 473	Presser Bar Guide Bracket Adjusting Screw for 8226.	02

NO. PLATE	NAME	EACH
413E 472	Tension Screw Stud, obsolete.	\$ 20
SS.416E 6415	" " " for 54526.	15
443A 473	Arm Shaft Bushing Set Screw for 8351, 8424 and 8426, obsolete.	05
448A 473	Arm Shaft Bushing Set Screw for 8447 and 54501.	05
448C 473	Feed Cam Set Screw for 8211, obsolete.	05
448C 473	Thread Take-up Cam Set Screw for 8241 and 55521.	05
453C 473	Presser Bar Guide Bracket Set Screw for 8226.	02
460C 472	Feed Rock Shaft Crank Set Screw for 8220, obsolete.	02
462C 472	Clamp Stop Motion Flanged Bushing Set Screw for 8423 and 15313.	02
465C 473	Shuttle Bell Crank Stud Collar Set Screw for 1544, obsolete.	02
SS.476C 6417	Darning Foot Clamp Thumb Screw for 86294.	15
504R 6407	Dress Guard Bolt with 1510R, for 82953.	05
520C 472	Shuttle Pitman Screw Stud (eccentric)	20
525B 6407	Machine Hinge Bolt for 8306.	25
533B 472	Shuttle Bell Crank Stud, obsolete.	30
540A 755	Bobbin Winder Spindle for 8370, obsolete.	30
552C 472	Needle Clamp Thumb Screw for 2054.	20
659D 6310	Hand Attachment Gear Screw Stud for 8376, 33646 and 94018.	20
660D 6310	Hand Attachment Pinion Screw Stud for 8376, 33646 and 94018.	20
665B 4919	Presser Foot Cord Guide Screw for 36058.	02
732B 6417	Machine Button Thumb Screw for 124411.	20
748E 3826	Brace Screw for 25281 and 82953.	10
972C 3826	Band Wheel Set Screw for 25442.	10
1059R 6415	Dress Guard Bolt with 1510R, for 25281.	05
1085E 6415	Feed Forked Connection Roller Screw Stud for 1832.	10
1272E 6316	Knob Screw for 28223 and 28228, obsolete.	07
1274J 6405	Tension Screw Stud for 55520.	20
1285C 6403	Feed Cam Set Screw for 32562.	06
1288R 6407	Belt Guide Screw for 25281 and 82953.	10
1381K 6407	Feed Forked Connection Hinge Screw (eccentric).	20
1507R 3826	Band Wheel Crank Screw Centre Nut for 46629.	07
1507R 3826	Treadle Screw Centre Nut for 46629.	07
1508J 473	Arm Rock Shaft Screw Centre Nut for 55516.	10

NUMERICAL LIST OF PARTS

NO.	PLATE	NAME	EACH
1510R	6407	Dress Guard Bolt Nut for 504 and 1059	\$ 02
1513J	473	Feed Rock Shaft Screw Centre Nut for 56814.....	07
1519J	473	Feed Dog Carrier Screw Centre Nut for 15445.....	05
1519D	473	Thread Take-up Lever Roller and Screw Stud Nut for 8405, obsolete.....	05
1520J	473	Feed Forked Connection Hinge Screw Nut	05
1520R	3826	Pitman Rod Lock Nut for 46624.....	05
1520J	473	Shuttle Pitman Screw Stud (eccentric) Nut.....	05
1528J	473	Bobbin Winder Worm Wheel Screw Stud Nut for 8370, obsolete.....	05
1544B	471	Shuttle Bell Crank Stud Collar with 465c, obsolete.....	20
1560B	473	Tension Regulating Thumb Nut for 54526 and 55520.....	06
1670E	3826	Pitman Rod Ball Screw Bearing Nut for 46630.....	07
1718J	6409	Bobbin Winder Frame Hinge Screw Nut for 8347 and 55511.....	05
1718J	6409	Bobbin Winder Worm Wheel Screw Stud Nut for 8347 and 55511.....	05
1727E	6415	Machine Hinge Bolt Nut for 8292.....	05
1734E	6317	Counterbalance Spring Adjusting Collar Bolt Nut for 50251.....	02
1822	472	Thread Take-up Lever Roller and Stud for 8242.....	30
1832	472	Feed Forked Connection Roller with 1085E.....	30
1833	472	Feed Dog Carrier Roller and Screw Stud	30
1836	472	Needle Bar Cam Roller and Screw Stud	30
1837	757	Thread Take-up Lever Roller and Screw Stud for 8405, obsolete.....	35
2002	471	Arm Dowel Pin.....	02
2007	471	" Spool Pin.....	02
2017	471	Bed Hinge Rivet for 28-1 and 28-2 Machines, obsolete..... per 100	35
2020	752	Clamp Stop Motion Clamp Washer for 8359 and 15314.....	07
2022	471	Clamp Stop Motion Flanged Bushing Pin	01
2049	471	Feed Rock Shaft Crank Pin for 28-1 to 28-4 Machines, obsolete.....	01
2054	471	Needle Clamp with 552c.....	35
2060A	752	Presser Bar Lifter for 28-1 to 28-4, 28-8 and 28-9 Machines.....	30
2070	471	Presser Bar Spring Washer.....	01

NUMERICAL LIST OF PARTS

NO.	PLATE	NAME	EACH
2071	—	Presser Foot for 28-1 to 28-4 Machines, obsolete, use 15281.....	\$ 35
2102	471	Tension Disc for 54526 and 55520.....	07
2117	471	Thread Take-up Cam Pin.....	01
2460	755	Bobbin Winder Friction Ring (rubber) for 8370, obsolete.....	02
2532	757	Hand Attachment Pinion Dowel Pin for 8376 and 33650, obsolete..... per 100	20
2749	6409	Bobbin Winder Worm Wheel Friction Washer for 8347, 8370 and 55511.....	01
2807	6412	Machine Hinge Bolt Nut Washer for 8292.....	01
2809	6412	Machine Hinge Connection Hinge Pin for 15264, 15266 and 56349.....	01
2827	471	Face Plate Thread Guard with 8505, for 8361.....	02
5604	6413	Machine Rest Cushion Pin for 28242.....	20
6267	6415	Hemmer Folder..... per 100	02
8206	752	Arm Shaft Bushing for 8351, 8424, 8426, 8447 and 54501.....	35
8211	753	Feed Cam with 448c, for 28-1 and 28-2 Machines, obsolete.....	50
8213	754	Feed Dog, without teeth at right of needle	55
8214	752	" " Carrier for 28-1 to 28-4, 128-3 and 128-4 Machines, obsolete, use 8437.....	50
8216	753	Feed Regulator.....	55
8217	471	" " Friction Washer.....	01
8220	753	" Rock Shaft Crank with 460c, for 8363, obsolete.....	25
8222	752	Needle Bar Cam with 175E and 400K.....	55
8223	471	" " Thread Guard for 28-1 to 28-4 Machines, obsolete, use 8338.....	01
8226	753	Presser Bar Guide Bracket with 400K and 453c.....	35
8227	755	Shuttle complete for 28-1 and 28-2 Machines, Nos. 215H, 8228, 8235 and 8301, obsolete.....	1 15
8228	755	Bobbins (five) for 120307 and 120310.....	07
8228	755	Shuttle Bobbin for 8227, 8327 and 54505	07
8229	752	" Bell Crank with two 175E, obsolete	90
8231	752	" Carrier for 28-1 to 28-4, 28-8 and 28-9 Machines.....	55
8235	471	Shuttle Tension Spring for 8227, obsolete	10
8237	753	Tension Releaser for 54526.....	06
8238	6405	" Spring for 54526 and 55520.....	07

NUMERICAL LIST OF PARTS

NO.	PLATE	NAME	EACH
8240	754	Throat Plate for 8213.....	\$ 30
8241	752	Thread Take-up Cam 55519 with 448c, obsolete.....	80
8242	752	Thread Take-up Lever with 1822.....	80
8243	752	" " " Cover.....	20
8244	471	" " Spring for 54526 and 55520.....	05
8245	753	Thread Take-up Spring Regulator Plate for 28-1 to 28-4 Machines, obsolete....	05
8250	471	Bobbin Winder Back Centre Spring for 8370, obsolete.....	02
8255	471	Bobbin Winder Back Centre for 8370, obsolete.....	05
8256	6409	Bobbin Winder Back Centre Head for 8347, 8370 and 55511.....	05
8257	6409	Bobbin Winder Cam for 55514.....	07
8258	751	" " Frame for 8370, obsolete.....	25
8259	755	" " Thread Guide for 8370, obsolete.....	20
8260	6409	Bobbin Winder Thread Guide Spring for 8347, 8370 and 55511.....	02
8261	6409	Bobbin Winder Worm Wheel for 55514	20
8280	4916	Hand Attachment Crank Hinge Pin for 8376, 33646, 94001 and 94018.....	01
8281	4916	Hand Attachment Crank Lock Pin for 8392 and 94010.....	02
8282	4916	Hand Attachment Crank Lock Pin Spring for 8392 and 94010.....	01
8292	—	Machine Hinge complete, Nos. 1727E, 2807 and 8306 (Trimmings for Cover Set).....	35
8294	6412	Machine Hinge Connection for 8306 and 87573.....	10
8295	6412	Machine Hinge Connection Hinge Pin for 8306, 87573 and 87723.....	01
*8301	—	Shuttle Body for 8227 and 8327.....	90
8306	—	Machine Hinge for 8292, Nos. 525B, 8294 and 8295.....	30
8316	756	Hand Attachment Crank Handle Spindle for 8381, obsolete.....	20
8321	754	Feed Dog, four teeth at right of needle (square corners) for 28-3, 28-4, 128-3 and 128-4 Machines.....	55
8322	—	Presser Foot for 28-3 and 28-4 Machines, obsolete, use 8337.....	35
8323	754	Throat Plate for 8321.....	30
8326	755	Shuttle Tension Spring for 8327 and 54505	10

NUMERICAL LIST OF PARTS

NO.	PLATE	NAME	EACH
8327	755	Shuttle complete for 28-1 to 28-4, 28-8 and 28-9 Machines, Nos. 215H, 8228, 8301 and 8326.....	\$1 15
8337	754	Presser Foot for 8321.....	35
8338	6403	Needle Bar Thread Guard.....	01
8342	6409	Bobbin Winder Back Centre for 8347 and 55511.....	02
8343	6409	Bobbin Winder Back Centre Spring for 8347 and 55511.....	02
8344	6400	Bobbin Winder Bracket (belt cover) for 8347, obsolete.....	35
8345	6400	Bobbin Winder Frame for 8347, obsolete	25
8346	6409	Bobbin Winder Thread Guide for 8347 and 55511.....	20
8347	6400	Bobbin Winder (automatic) complete for 15282, Nos. 92B, 2749, 8256, 8260, 8342 to 8346, 15287, 15288, 50101B, 50102A, 50104B, 55514, 80272 and two 1718J, obsolete, use 55511.....	2 05
*8351	—	Arm with 284B, 443A, 8206 and 8354, for 28-1 and 28-2 Machines, obsolete	5 30
8352	751	Arm Rock Shaft with 122E.....	1 10
8353	751	" Shaft for 8211, for 28-1 and 28-2 Machines, obsolete.....	1 50
*8354	—	Arm Side Plate for 8351, obsolete.....	50
8355	751	Balance Wheel, 2½ in. pulley, for 28-1 to 28-4 Machines, obsolete.....	1 50
*8356	—	Bed for 28-1 and 28-2 Machines, obsolete	5 30
8357	753	" Hinge for 28-1 and 28-2 Machines, obsolete.....	02
8358	762	Belt Cover for 28-1 and 28-2 Machines, obsolete.....	30
8359	—	Clamp Stop Motion complete for 28-1 to 28-4 Machines, Nos. 248A, 256B, 2020 and 8423, obsolete.....	1 15
8360	—	Clamp Stop Motion Flanged Bushing for 8423, obsolete.....	55
8361	752	Face Plate 54529 with 2827.....	80
8362	751	Feed Forked Connection with 175A, for 28-1 to 28-4, 128-3 and 128-4 Machines, obsolete, use 8443.....	1 10
8363	751	Feed Rock Shaft complete for 28-1 to 28-4 Machines, Nos. 8220 and 8364, obsolete.....	65
8364	751	Feed Rock Shaft for 8363, obsolete.....	50
8365	752	Needle Bar.....	55
8366	752	Presser Bar.....	50

NUMERICAL LIST OF PARTS

NO.	PLATE	NAME	EACH
8367	752	Shuttle Pitman with two 175J, obsolete, use 8445	\$ 05
8368	751	Shuttle Slide (front) for 28-1 and 28-2 Machines, obsolete	25
8369	751	Shuttle Slide (back) for 28-1 and 28-2 Machines, obsolete	25
8370	751	Bobbin Winder (automatic) complete for 8355, Nos. 50B, 92B, 540A, 1528J, 2749, 8250, 8255, 8256, 8258 to 8260, 8371 and 55514, obsolete	1 50
8371	755	Bobbin Winder Pulley for 8370, obsolete	10
8372	752	Hand Attachment Seat Cover for 28-1 to 28-4 Machines, obsolete	07
8373	756	Hand Attachment Driver, obsolete	30
8376	—	Hand Attachment complete for 28-2 and 28-4 Machines, Nos. 659b, 660b, 2532, 8280, 8377, 8378, 8384, 8386 to 8388, 8392 to 8394, 8406, 8436 and two each 183E and 399A, obsolete	3 80
8377	756	Hand Attachment Body for 8376 and 33646, obsolete	80
8378	751	Hand Attachment Body Bracket for 8376, obsolete	25
8379	—	Hand Attachment Crank complete for 8376, Nos. 8380, 8381 and 8383, obsolete, use 8436	55
8380	756	Hand Attachment Crank Handle (wood) for 8379 and 8436, obsolete	05
8381	—	Hand Attachment Crank Handle Spindle 8316 with 8382, for 8379, obsolete	20
8382	757	Hand Attachment Crank Handle Spindle Washer for 8381 and 8434, obsolete	01
8383	756	Hand Attachment Crank Lever for 8379, obsolete, use 8435	30
8384	756	Hand Attachment Driver for 8376, obsolete	30
8385	—	Hand Attachment Driver Finger for 8406, obsolete	20
8386	757	Hand Attachment Driver Finger Hinge Pin for 8376 and 33650, obsolete	01
8387	757	Hand Attachment Driver Finger Lock Pin for 8376 and 33650, obsolete	02
8388	757	Hand Attachment Driver Finger Lock Pin Spring for 8376, 33650, 94001 and 94018	01
8389	—	Hand Attachment Driver Finger Sheath (leather) for 8406, obsolete	01

NUMERICAL LIST OF PARTS

NO.	PLATE	NAME	EACH
8390	757	Hand Attachment Driver Finger Sheath Plate for 8406 and 94007	\$ 01
8391	757	Hand Attachment Driver Finger Sheath Staple for 8406 and 94007	01
8392	756	Hand Attachment Gear with 8281 and 8282, for 8376, 33646 and 94018	55
8393	756	Hand Attachment Gear Cover for 8376 and 33646, obsolete	20
8394	757	Hand Attachment Pinion for 8376, 33650 and 94018	55
8395	756	Hand Attachment Body Bracket for 8412, obsolete	25
8396	753	Arm Rock Shaft Centre (upper)	20
8397	751	Drip Pan for Stand, obsolete	30
8398	752	Spool Bracket with two 8400, obsolete	25
8399	757	Presser Bar Spring, obsolete	07
8400	757	Spool Bracket Spool Pin for 8398, obsolete	02
8401	753	Thread Take-up Lever Cover with 8422	20
8405	757	" " " with 1519b and 1837, obsolete	85
8406	757	Hand Attachment Driver Finger 8385 with 8389 to 8391, for 8376, obsolete	25
8408	751	Belt Cover for 28-3 and 28-4 Machines, obsolete	25
*8409	—	Arm Side Plate for 8424, obsolete	50
8410	762	Hand Attachment Frame, obsolete	90
8411	—	Drip Pan for Stand, obsolete	30
8412	762	Balance Wheel, 2½ in. pulley, obsolete	1 50
8413	757	Spool Pin for 28-2 Machine (for Portable Case) obsolete	02
8414	753	Presser Bar Spring	07
*8415	—	Bed for 28-3, 28-4, 128-3 and 128-4 Machines, obsolete, use 8450	5 30
8421	6411	Drip Pan (Trimings for Cover Set)	30
8422	753	Thread Take-up Lever Cover Thread Guard for 8401	01
8423	752	Clamp Stop Motion Flanged Bushing 8360 with two 462c, for 8359, obsolete	55
*8424	—	Arm with 284b, 443A, 8206 and 8409, for 28-3 and 28-4 Machines, obsolete	5 30
*8426	—	Arm with 443A and 8206, for 28-3 and 28-4 Machines, obsolete	5 30
8427	6402	Arm Side Cover, obsolete, use 54525	30
8431	6401	Feed Rock Shaft for 1381 for 28-8, 28-9, 128-3 and 128-4 Machines	65
8433	—	Hand Attachment Crank Handle Spindle for 8434, obsolete	20

From the library of: Diamond Needle Corp

NUMERICAL LIST OF PARTS

NO.	PLATE	NAME	EACH
8434	6309	Hand Attachment Crank Handle Spindle 8433 with 8382, for 8436, obsolete....	\$ 20
8435	4915	Hand Attachment Crank Lever for 8436 and 94005	30
8436	—	Hand Attachment Crank complete for 8376 and 33646, Nos. 8380, 8434 and 8435, obsolete.....	55
8437	6400	Feed Dog Carrier.....	50
8443	6401	" Forked Connection with 175J.....	1 10
8444	6400	Shuttle Bell Crank.....	90
8445	6401	" Pitman with two 175J.....	65
8446	6401	Arm Shaft for 32562 for 28-3, 28-4, 28-8, 28-9, 128-3 and 128-4 Machines	1 50
*8447	—	Arm with 448A and 8206, for 28-8 and 28-9 Machines.....	5 30
*8450	—	Bed for 28-3, 28-4, 28-8, 28-9, 128-3 and 128-4 Machines.....	5 30
8505	757	Face Plate Thread Guard Rivet for 2827 per 100	20
8879	753	Arm Spool Pin Washer (cloth).....	01
9263	757	Belt Cover Screw Washer for 28-1 and 28-2 Machines, obsolete.....	05
9281	6317	Counterbalance Spring Adjusting Collar Bolt Nut Washer for 56266.....	01
15251	6412	Machine Hinge Connection (oxidized) for 15264, obsolete.....	20
15254	—	Machine Hinge Connection (brass) for 15266, obsolete.....	20
15263	6412	Machine Hinge Plate for 15264 and 56349	30
15264	—	Machine Hinge (oxidized) complete, Nos. 2809, 15251, 15263 and oxidized wood screw $\frac{7}{8}$ in. No. 10 (Trimnings for Cabinet Table) obsolete.....	50
15265	—	Machine Hinge Plate (brass) for 15266, obsolete.....	30
15266	—	Machine Hinge (brass) complete, Nos. 2809, 15254, 15265 and brass wood screw $\frac{7}{8}$ in. No. 10 (Trimnings for Cabinet Table) obsolete.....	50
15281	754	Presser Foot for 8213.....	35
15282	6400	Balance Wheel, $2\frac{1}{4}$ in. pulley, for 28-8, 28-9, 128-3 and 128-4 Machines.....	1 50
15287	6409	Bobbin Winder Friction Ring (rubber) for 8347 and 55511.....	02
15288	6409	Bobbin Winder Pulley for 8347 and 55511	07
*15312	—	Clamp Stop Motion Flanged Bushing for 15313.....	55

NUMERICAL LIST OF PARTS

NO.	PLATE	NAME	EACH
15313	6400	Clamp Stop Motion Flanged Bushing 15312 with two 462c, for 15314.....	\$ 55
15314	—	Clamp Stop Motion complete for 28-8, 28-9, 128-3 and 128-4 Machines, Nos. 248A, 256B, 2020 and 15313.....	1 15
15445	—	Feed Dog Carrier Screw Centre 315c with 1519J.....	10
22436R	4924	Machine Button Thumb Screw Washer for 124389.....	01
24143	6406	Tension Releasing Lever Spring for 128-3 and 128-4 Machines, obsolete.....	01
25026	—	Belt, size $\frac{3}{8}$ in., length 64 in., with 25027, for 25281.....	30
25027	6412	Belt Hook for 25026 and 82887.....	01
25033	6412	" Shifter Spring for 25019 and 46634.....	02
25047	6315	Skeleton Drawer Case Drawer Spring (Trimnings for Cover Set and Cabinet Table).....	02
25049	6410	Dress Guard complete for 82953, Nos. 34R, 25033, 46525 and 46526.....	65
25056	6430	End Leaf Support (Trimnings for Cover Set).....	20
25058	6430	End Leaf Support Bracket, $4\frac{7}{8}$ in. between screw holes, with three wood screws $\frac{3}{4}$ in. No. 7 (Trimnings for Cover Set) obsolete.....	20
25068	6315	Leg Roller for 25444.....	07
25069	6315	" " Pin for 25444.....	01
25070	6412	Base Cushion Tack, rubber (Trimnings for Portable Case).....	01
25070	6412	Machine Cushion Tack, rubber (Trim- nings for Cabinet Table).....	01
25086	6410	Wrench for 1507, 1510 and 1670, for 25281 and 82953.....	20
25113	—	Machine Latch Spring for Stand, obsolete	20
25152	6412	" Cushion, felt (Trimnings for Cabinet Table).....	01
25200	6410	Wrench for 972, for 25281 and 82953.....	20
25281	—	Stand (iron work) rocking treadle, ball bearing pitman, cover set, complete, Nos. 1059R, 1288R, 25086, 25200, 25406, 25442, 46511, 46631, 46632, 46634, two 25444 and four 748R.....	—
*25360	—	Pitman Rod Ball for 46510.....	20
25361	3826	" " " Screw Bearing for 46630	20
25362	3826	" " " Ball, size $\frac{3}{8}$ in., for 46624..... per 100	1 20
25371	3826	" " " Rod Ball Bushing for 46624.....	25

NUMERICAL LIST OF PARTS

NO.	PLATE	NAME	EACH
25406	6410	Treadle for 25281 and 82953.....	\$ 95
25439	6410	Belt Guide for 82953, obsolete.....	10
25442	6410	Band Wheel, 12½ in. diam., with 972c, for 25281 and 82953.....	1 40
25444	6410	Leg with two each 25068 and 25069, for 25281 and 82953.....	2 70
Nos. 25509 TO 25515 FOR 25938			
25509	758	Binder.....	07
25510	5647	Braider.....	30
25511	758	Hemmer, ⅜ in. hem.....	07
25512	758	" ⅝ in. hem.....	07
25513	758	" ½ in. hem.....	07
25514	758	" ¾ in. hem.....	07
25515	5647	Quilter complete, Nos. 85301 and 85302	20
25525	5635	Bias Gauge.....	20
25527	5635	Cloth Guide for 120307 and 120310....	20
25537	5635	Screw Driver (machine) for 120307 and 120310.....	20
25539	5635	Stiletto.....	07
25603	5651	Ruffler Shirring Plate for 26158.....	20
Nos. 25626 TO 25629 FOR 120307			
25626	5650	Hemmer, ⅜ in. hem.....	20
25627	5650	" ¼ in. hem.....	20
25628	5650	" ⅜ in. hem.....	20
25629	5650	" ⅝ in. hem.....	25
25637	5647	Under Braider Foot.....	25
25638	—	Attachment Set complete, Nos. 35403 and 120307.....	6 00
25883	—	Hemmer (foot) ⅜ in. hem, for 28-1 to 28-4 Machines, obsolete, use 35996...	50
25888	6415	Hemmer Tongue.....	01
25938	—	Hemmer Set complete, Nos. 289B and 25509 to 25515.....	90
26075	6317	Thread Cutter and Holder.....	07
26076	753	" " obsolete, use 26075.....	07
26152	—	Hemmer (foot) ⅛ in. hem, for 28-1 to 28-4 Machines, obsolete, use 35857....	55
26158	—	Ruffler 35463 with 25603.....	1 15
26170	—	Hemmer (foot) ⅜ in. hem, for 28-1 to 28-4 Machines, obsolete, use 35996....	50
26319	5650	Binder for 120307.....	25
28076	6412	Centre Drawer Lock Escutcheon (Trim- mings for Cabinet Table).....	02

NUMERICAL LIST OF PARTS

NO.	PLATE	NAME	EACH
28076	6412	Cover Lock Escutcheon (Trimmings for Cover Set and Portable Case).....	\$ 02
28076	6412	Partition Lock Escutcheon (Trimmings for Cover Set and Cabinet Table)....	02
28079	6408	End Leaf Hinge (Trimmings for Cover Set).....	05
28088	6413	Handle (wood) for 87550, 124309 and 124311.....	07
28123	6412	Machine Lifting Plate Hinge Pin for 56431	05
28125	6408	Shield Supporting Bracket (Trimmings for Cabinet Table).....	07
28221	6316	Knob (oxidized) for 28223, obsolete....	25
28223	—	Knob (oxidized) complete, Nos. 1272E and 28221 (Trimmings for Cabinet Table) obsolete.....	30
28227	—	Knob (brass) for 28228, obsolete.....	25
28228	—	Knob (brass) complete, Nos. 1272E and 28227 (Trimmings for Cabinet Table) obsolete.....	30
28229	6413	Handle Hinge Rivet for 87550, 124308 and 124310.....	01
28231	6413	Handle Stud for 87550, 124309 and 124311	10
28233	6412	Centre Drawer Lock Key (Trimmings for Cabinet Table).....	07
28233	6412	Cover Lock Key (Trimmings for Cover Set and Portable Case).....	07
28233	6412	Partition Lock Key (Trimmings for Cover Set and Cabinet Table).....	07
28234	6408	Hinge, round ends, for top leaf (Trim- mings for Cabinet Table).....	25
28235	6408	Hinge, round end, for machine platform flap (Trimmings for Cabinet Table)...	20
28242	6317	Machine Rest Cushion (leather) with 5604 (Trimmings for Cover Set and Portable Case).....	01
28297	6316	Cover Hook Cup Catch, nickeled (Trim- mings for Cover Set).....	07
28297	6316	Cover Lock Cup Catch, nickeled (Trim- mings for Cover Set).....	07
28915	754	Hemstitcher.....	80
32562	6403	Feed Cam with 1285c, for 28-3, 28-4, 28-8, 28-9, 128-3 and 128-4 Machines	50
32572	6405	Tension Releasing Disc for 55520.....	07
33642	6310	Hand Attachment Driver for 33650, obsolete.....	30
33643	—	Hand Attachment Driver Finger for 94007	20

NO.	PLATE	NAME	EACH
33646	—	Hand Attachment complete for 15282 for 128-4 Machine, Nos. 137B, 659D, 660D, 8280, 8377, 8392, 8393, 8436, 33647, 33650 and two each 183E and 399A, obsolete.	\$3 80
33647	4915	Hand Attachment Body Bracket for 33646, 94001 and 94018.	25
33650	—	Hand Attachment Driver 33642 with 2532, 8386 to 8388, 8394 and 94007, for 33646, obsolete.	1 30
35463	5647	Ruffler for 25638 and 26158.	95
35857	754	Hemmer (foot) $\frac{1}{8}$ in. hem.	55
35884	4919	" " $\frac{3}{8}$ in. hem.	55
35919	—	Attachment Set complete, Nos. 120290 and 120310.	7 50
35931	5636	Hemmer (adjustable) for 120310.	1 50
35932	5636	Quilter.	50
35934	5639	Ruffler Shirring Plate for 120291.	25
35937	5639	Under Braider.	30
35996	—	Hemmer (foot) $\frac{3}{4}$ in. hem.	50
36058	4919	Presser Foot with 665B and 36059, for blind stitch cording, to turn small curves	3 80
36059	4919	Presser Foot Cord Guide for 36058.	80
36067	4919	" " for braiding, for art work, for braid $\frac{1}{8}$ in. to $\frac{3}{8}$ in. wide.	90
36333	4919	Hemmer (foot) $\frac{1}{8}$ in. hem, for chiffon and silk.	3 35
36569	6315	Oiler with 36571, for 36570.	10
36570	—	" 36569, filled with oil (Accessories).	20
36571	6315	" Spout, $1\frac{3}{4}$ in. long, with 36807, for 36569.	06
36583	5637	Tucker for 120307 and 120310.	1 50
36594	5636	Binder for 120310.	80
36658	6417	Darning Foot Spring Rivet for 86294	80
		per 100	
36807	6317	Oiler Spout Washer (leather) for 36571.	01
36835	754	Feller (foot).	35
36865	754	Edge Stitcher.	80
39443	6415	Tension Releasing Lever Spring for 128-3 and 128-4 Machines.	02
		Nos. 46506 to 46510 for 46624	
46506	3826	Pitman Ball Bearing Adjusting Screw Ring.	25
46507	3826	Pitman Ball Bearing Adjusting Screw Ring Locking Washer (brass) per 100	35
46508	3826	Pitman Ball Bearing Ring.	20

NO.	PLATE	NAME	EACH
46509	3826	Pitman Ball Case.	\$ 35
46510	6410	" Rod with 25360.	25
46511	—	Band Wheel Crank and Pitman (ball bearing) complete for 25281 and 82953, Nos. 46624 and 46630.	2 15
46515	6410	Band Wheel Crank for 46624.	25
46525	6315	Belt Shifter for 25049 and 46634.	07
46526	—	Dress Guard for 25049.	55
46612	6315	Skeleton Drawer Case Support with two wood screws $\frac{1}{2}$ in. No. 7 R.H.B. (Trim-mings for Cover Set and Cabinet Table)	05
46624	—	Band Wheel Crank and Pitman (ball bearing) complete for 46511, Nos. 1520R, 25371, 46506 to 46510, 46515, 46655 and six 25362.	2 00
46629	—	Band Wheel Crank Screw Centre 297c with 1507R, for 46632, 46639 and 82896	25
46629	—	Treadle Screw Centre 297c with 1507R, for 46632, 46638, 46639 and 82896.	25
46630	—	Pitman Rod Ball Screw Bearing 25361 with 1670E, for 46511.	25
46631	6315	Belt Guide for 25281.	10
46632	6430	Brace with three 46629, for 25281.	2 15
46633	—	Dress Guard for 46634.	50
46634	6430	Dress Guard complete for 25281, Nos. 34R, 25033, 46525 and 46633.	65
46638	6430	Brace Section (left) with 46629, for 46640	85
46639	6430	" " (right) with two 46629, for 46640.	1 55
46640	6430	Brace (sectional) complete for 25281, Nos. 46638, 46639 and three 138E.	2 65
46655	3826	Pitman Ball Separator for 46624.	07
46671	6418	End Leaf Support Bracket, $4\frac{1}{4}$ in. between screw holes, with three wood screws $\frac{3}{4}$ in. No. 7 (Trim-mings for Cover Set).	20
50036B	6407	Shuttle Bell Crank Hinge Screw.	30
50053B	6407	Arm Side Cover Thumb Screw for 128-3 and 128-4 Machines.	20
50053B	6407	Presser Foot Thumb Screw for 128-3 and 128-4 Machines.	20
50101B	6409	Bobbin Winder Frame Hinge Screw for 8347 and 55511.	10
50102A	6409	Bobbin Winder Spindle for 8347 and 55511.	30
50104B	6409	Bobbin Winder Worm Wheel Screw Stud (eccentric) for 8347 and 55511.	20

NUMERICAL LIST OF PARTS

NO.	PLATE	NAME	EACH
50126E	6404	Shuttle Ejector Hinge Screw for 54507...	\$ 05
50231A	6409	Bobbin Winder Cam Screw for 55511...	02
50251E	6317	Counterbalance Spring Adjusting Collar Bolt with 1734E, for 56266.....	05
50289B	6413	Handle Bolt for 87550, obsolete.....	10
50549B	6417	" " " 124308.....	10
50550B	6417	" " " 124310.....	10
*54501	—	Arm with 448A and 8206, for 128-3 and 128-4 Machines.....	5 30
54503	6405	Presser Bar Lifter for 128-3 and 128-4 Machines.....	35
*54504	—	Shuttle Body for 54505.....	90
54505	6404	Shuttle complete for 128-3 and 128-4 Machines, Nos. 215H, 8228, 8326 and 54504.....	1 15
*54506	—	Shuttle Carrier for 54527.....	55
54507	6404	Shuttle Carrier complete for 128-3 and 128-4 Machines, Nos. 50126E, 54510, 54511 and 54527.....	1 20
*54508	—	Shuttle Carrier Cushion Spring for 54527.....	30
*54509	—	" " " " Rivet for 54527.....per 100	20
54510	6404	Shuttle Ejector for 54507.....	25
54511	6404	" " Spring for 54507.....	07
54512	6402	" Slide (back) for 28-3, 28-4, 28-8, 28-9, 128-3 and 128-4 Machines.....	25
54513	6402	Shuttle Slide (front) for 28-3, 28-4, 28-8, 28-9, 128-3 and 128-4 Machines.....	25
54514	6406	Tension Releasing Lever for 128-3 and 128-4 Machines.....	35
54515	6405	Tension Releasing Pin for 55520.....	05
54516	6405	Thread Take-up Spring Regulator Plate for 28-8, 28-9, 128-3 and 128-4 Machines.....	05
54517	6404	Shuttle Bobbin for 128-3 and 128-4 Machines, obsolete, use 8228.....	07
54522	6414	Drip Pan (Trimings for Portable Case)	25
54525	6402	Arm Side Cover (embossed) for 28-3, 28-4, 28-8, 28-9, 128-3 and 128-4 Machines.....	30
54526	—	Tension complete for 28-1 to 28-4, 28-8 and 28-9 Machines, Nos. SS. 416E, 1560B, 8237, 8238, 8244 and two 2102	60
54527	—	Shuttle Carrier 54506 with 54508 and two 54509, for 54507.....	85
*54529	—	Face Plate for 8361.....	80

NUMERICAL LIST OF PARTS

NO.	PLATE	NAME	EACH
55509	6315	Bobbin Winder Bracket (belt cover) for 55511.....	\$ 35
55510	6315	Bobbin Winder Frame for 55511.....	30
55511	6315	Bobbin Winder (automatic) complete for 15282, Nos. 92B, 2749, 8256, 8260, 8342, 8343, 8346, 15287, 15288, 50101B, 50102A, 50104B, 55509, 55510, 55512, 55514 and two 1718J.....	2 10
55512	6409	Bobbin Winder Frame Friction Washer for 55511.....	02
55514	—	Bobbin Winder Worm Wheel 8261 with 8257 and 50231A, for 8317, 8370 and 55511.....	30
55515	6404	Bed Oil Hole (shuttle) Packing (braided cotton) for 28-8, 28-9, 128-3 and 128-4 Machines.....per 100	20
55516	—	Arm Rock Shaft Screw Centre 301c with 1508J.....	25
*55519	—	Thread Take-up Cam for 8211, obsolete	80
*55520	—	Tension complete for 128-3 and 128-4 Machines, Nos. 1274J, 1560B, 8238, 8244, 32572, 54515 and two 2102.....	65
55521	6400	Thread Take-up Cam 55523 with two 448c.....	80
*55523	—	Thread Take-up Cam for 55521.....	80
56251	6316	Cover Lock (Trimings for Cover Set and Portable Case).....	20
56260	6416	Counterbalance Spring for 56266.....	35
56261	6416	" " Adjusting Collar for 56266.....	25
56262	6416	Counterbalance Spring Bracket (hinge) for 56431.....	50
56265	6416	Machine Lifting Plate for 56431.....	60
56266	6416	Machine Lifting Plate complete, Nos. 9281, 50251E, 56260, 56261 and 56431 (Trimings for Cabinet Table).....	1 80
56348	4924	Machine Hinge Connection for 56349.....	20
56349	—	Machine Hinge complete, Nos. 2809, 15263, 56348 and wood screw 1 in. No. 10 (Trimings for Cabinet Table)	50
56429	6412	Partition Lock, revolving bolt, double (Trimings for Cover Set and Cabinet Table).....	07
56430	6412	Partition Lock, revolving bolt, single (Trimings for Cover Set and Cabinet Table).....	07

NUMERICAL LIST OF PARTS

NO.	PLATE	NAME	EACH
56431	—	Machine Lifting Plate 56265 with 28123 and 56262, for 56266.	\$1 15
56441	6316	Centre Drawer Lock with two wood screws $\frac{1}{2}$ in. No. 2 (Trimnings for Cabinet Table)	07
56493	4924	Machine Button Cushion (leather) for 124388.	01
56494	4924	Cover Hook (Trimnings for Cover Set and Portable Case).	07
56495	4924	Cover Hook Plate (Trimnings for Portable Case).	07
56498	4924	Cover Cushion, felt (Trimnings for Cover Set and Portable Case).	01
56814	—	Feed Rock Shaft Screw Centre 307c with 1513J.	20
66646	6417	Darning Foot Spring for 86294.	06
80018	4916	Hand Attachment Driver Finger Hinge Pin for 94001 and 94018.	01
80023	4915	Hand Attachment Crank Handle (wood) for 94005.	05
80027	4916	Hand Attachment Pinion for 94001, obsolete.	60
80028	4916	Hand Attachment Pinion Dowel Pin for 94001 and 94018. per 100	15
80272	6409	Bobbin Winder Frame Friction Washer for 8347, obsolete.	06
82887	—	Belt, size $\frac{3}{8}$ in., length 68 in., with 25027, for 82953.	30
82896	6410	Brace with three 46629, for 82953.	2 15
82953	—	Stand (iron work) rocking treadle, ball bearing pitman, cabinet table, complete, Nos. 504R, 1288R, 25049, 25086, 25200, 25406, 25442, 46511, 82896, 83031, two 25444 and four 748R.	—
83031	6418	Belt Guide for 82953.	10
84151	6413	Machine Button Washer (leather) for 87342, obsolete.	01
85301	5647	Quilter Bar for 25515.	06
85302	5647	" Guide for 25515.	03
86291	—	Darning Foot for 86294.	—
86292	—	" " Clamp for 86294, Nos. 86295 and 86296.	—
86294	6417	Darning Foot (spring) complete, Nos. SS. 476c, 36658, 66646, 86291 and 86292.	1 00
*86295	—	Darning Foot Clamp Body for 86292.	—
*86296	—	" " " Guide for 86292.	—

NUMERICAL LIST OF PARTS

NO.	PLATE	NAME	EACH
87342	6413	Machine Button with 84151 and wood screw 1 in. No. 9 R.H.B. (Trimnings for Portable Case) obsolete.	\$ 03
87372	6316	Cover Hook Cup Catch (Trimnings for Cover Set) obsolete.	07
87427	6413	Cover Lock Plate (Trimnings for Portable Case).	07
87428	6316	Cover Hook (Trimnings for Cover Set and Portable Case) obsolete.	07
87431	6413	Cover Hook Plate (Trimnings for Portable Case) obsolete.	10
87550	—	Handle complete, Nos. 28088, 28231, 87555 and two each NN. 83J, 28229, 50289B and 87558 (Trimnings for Portable Case) obsolete.	80
87555	6315	Cover Re-enforcing Plate for 87550 and 124309.	07
87558	6413	Handle Link for 87550, obsolete.	10
87571	6413	Machine Hinge Head for 87573, obsolete.	25
87572	6413	" " " Screw Washer for 87573 and 87723.	03
87573	—	Machine Hinge complete, Nos. SS. 368J, 8294, 8295, 87571 and 87572 (Trimnings for Portable Case) obsolete.	60
87581	6413	Base Lid Catch Plate with wood screws $\frac{3}{8}$ in. No. 3 R.H. (nickled) and $\frac{1}{4}$ in. No. 3 R.H., nickled (Trimnings for Portable Case) obsolete.	07
87582	6413	Base Lid Catch Plate Pin (Trimnings for Portable Case) obsolete.	03
87605	6317	Centre Drawer Hinge Bracket with two wood screws $\frac{1}{2}$ in. No. 7 (Trimnings for Cabinet Table).	15
87606	6317	Centre Drawer Hinge Bracket Plate with two wood screws $\frac{1}{2}$ in. No. 7 (Trimnings for Cabinet Table).	07
87721	4924	Machine Hinge Connection for 87723.	10
87722	4924	" " Head for 87723.	25
87723	—	Machine Hinge complete, Nos. SS. 368J, 8295, 87572, 87721 and 87722 (Trimnings for Portable Case).	60
94001	—	Hand Attachment complete for 28-9 and 128-4 Machines, Nos. 137B, SS. 380B, SS. 381B, 8280, 8388, 33647, 80018, 80027, 80028, 94002, 94005 to 94008, 94010, 94011 and two each 183E and 211A, obsolete, use 94018.	3 80

NUMERICAL LIST OF PARTS

NO.	PLATE	NAME	EACH
*94002	4915	Hand Attachment Body for 94001 and 94018.....	\$ 70
94005	—	Hand Attachment Crank complete for 94001 and 94018, Nos. 8435, 80023 and 94012.....	60
94006	4916	Hand Attachment Driver for 94001 and 94018.....	30
94007	4916	Hand Attachment Driver Finger 33643 with 8390, 8391 and 94009, for 33650, 94001 and 94018.....	25
94008	4916	Hand Attachment Driver Finger Lock Pin for 94001 and 94018.....	03
94009	4916	Hand Attachment Driver Finger Sheath (leather) for 94007.....	01
94010	4915	Hand Attachment Gear with 8281 and 8282, for 94001, obsolete.....	60
94011	4915	Hand Attachment Gear Cover for 94001, obsolete.....	15
94012	4915	Hand Attachment Crank Handle Spindle for 94005.....	15
94016	6418	Hand Attachment Gear Cover for 94018	15
94018	—	Hand Attachment complete for 28-9 and 128-4 Machines, Nos. 137B, 659D, 660D, 8280, 8388, 8392, 8394, 33647, 80318, 80028, 94002, 94005 to 94008, 94016 and two each 183E and 399A..	3 80
120290	8313	Ruffler for 35919 and 120291.....	1 25
120291	—	" 120290 with 35934.....	1 50
120307	—	Attachment Set, Nos. 287B, 25527, 25537, 25626 to 25629, 26319, 36583, 120378, five 8228 and six needles, for 25638...	4 80
120310	—	Attachment Set, Nos. 287B, 25527, 25537, 35931, 36583, 36594, 120378, five 8228 and six needles, for 35919.....	6 00
120378	6417	Screw Driver (shuttle tension) for 120307 and 120310.....	07
124307	4924	Handle Link for 124308 and 124310.....	10
124308	—	" " 124307 with 28229 and 50549B, for 124309.....	25
124309	—	Handle complete, Nos. 28088, 28231, 87555 and two each NN. 83J and 124308 (Trimmings for Portable Case).....	55
124310	—	Handle Link 124307 with 28229 and 50550B, for 124311.....	25
124311	—	Handle complete, Nos. 28088, 28231 and two each NN. 83J and 124310 (Trimmings for Cover Set).....	70

NUMERICAL LIST OF PARTS


NO.	PLATE	NAME	EACH
Nos. 124362 to 124364 FOR 124405			
124362	4924	Base Till Lid Latch.....	\$ 02
124363	4924	" " " " Button.....	06
124364	4924	" " " " " Washer.....	02
124387	4924	Machine Button for 124388.....	10
124388	—	" " 124387 with 56493, for 124389.....	10
124389	—	Machine Button 124388 with 22436R and 124411 (Trimmings for Portable Case).....	65
124390	4924	Machine Button Thumb Screw Bushing for 124411.....	35
124404	6418	Base Till Lid for 124405.....	25
124405	—	Base Till Lid complete, Nos. 124362, 124363, 124404 and two 124364 (Trimmings for Portable Case).....	35
124411	—	Machine Button Thumb Screw Bushing 124390 with 732B, for 124389.....	55

**ILLUSTRATIONS OF PARTS
FOR
MACHINES**

**Nos. 28-1 to 28-4, 28-8, 28-9,
128-3 and 128-4**

From the library of: Diamond Needle Corp

PLATE 471—FULL SIZE



From the library of: Diamond Needle Corp

PLATE 472—FULL SIZE





PLATE 473—FULL SIZE



From the library of: Diamond Needle Corp

PLATE 751—ONE-FOURTH SIZE

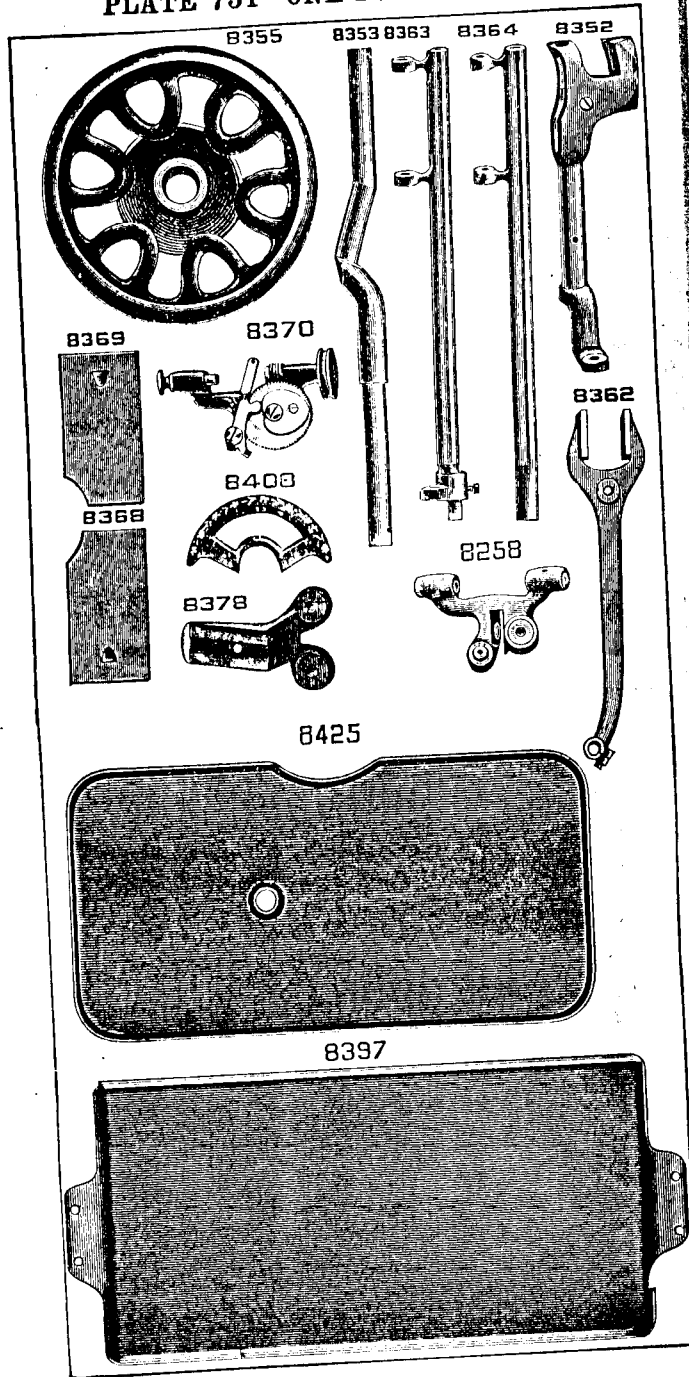


PLATE 752—ONE-HALF SIZE




PLATE 753—FULL SIZE





PLATE 754—FULL SIZE



From the library of: Diamond Needle Corp

PLATE 755—FULL SIZE

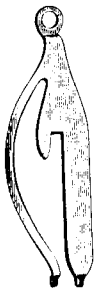
8327



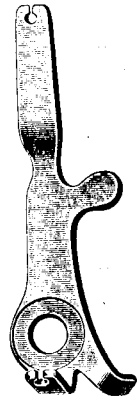
8228



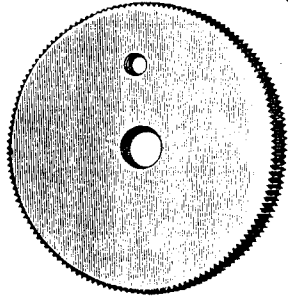
8326



8259



8261




8227



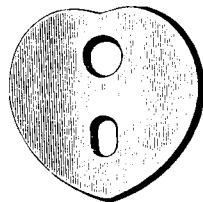
540



2460



8257



8371

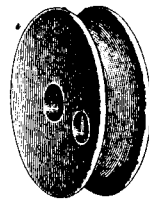

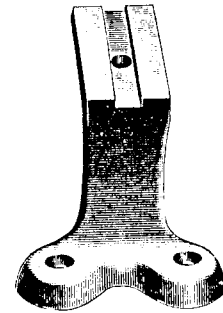


PLATE 756—ONE-HALF SIZE

8377



8395



8384




8380



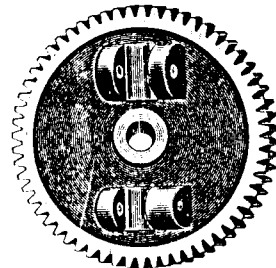
8316




8383



8392



8393



8373




PLATE 757—FULL SIZE

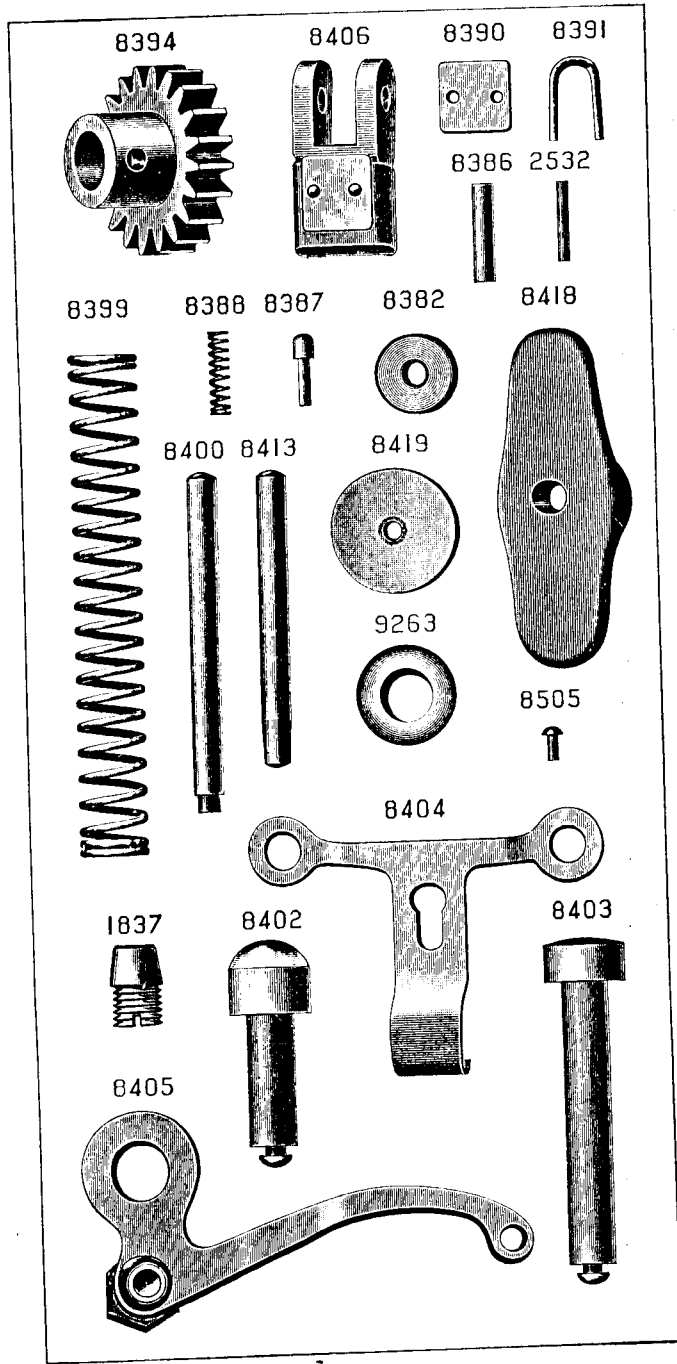
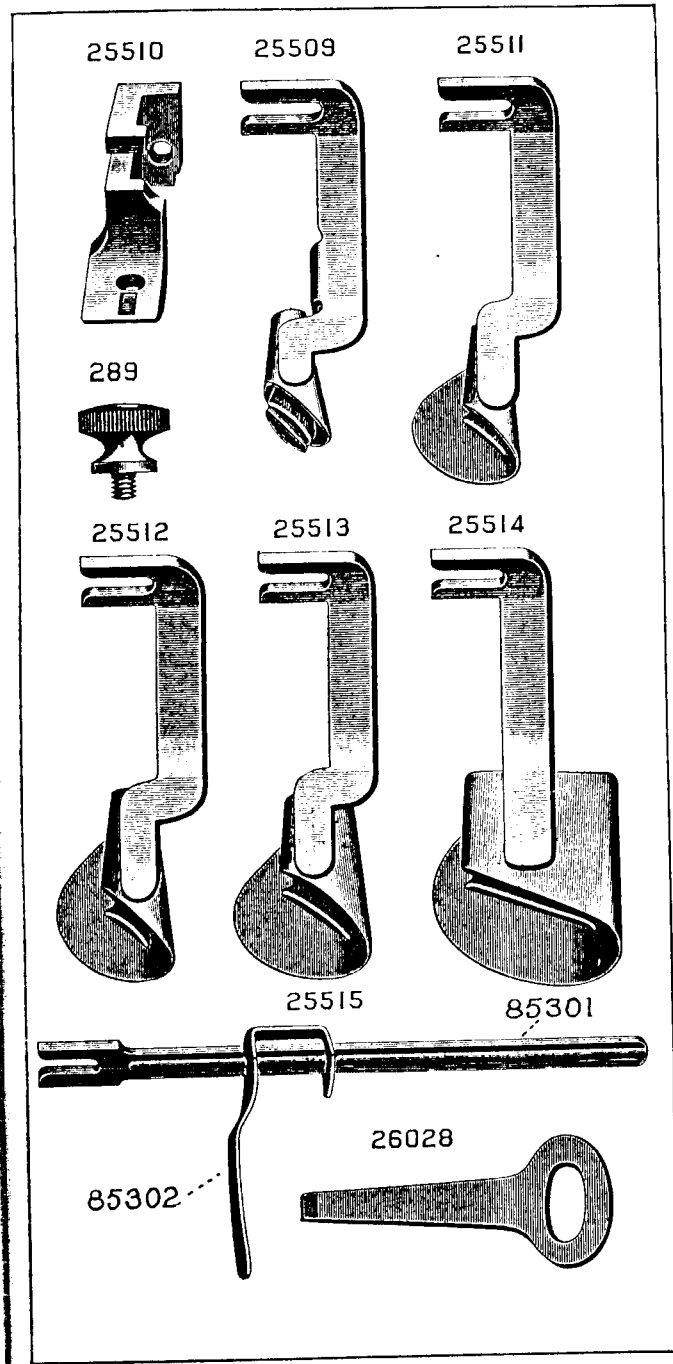


PLATE 758—FULL SIZE



From the library of: Diamond Needle Corp

PLATE 762—ONE-HALF SIZE

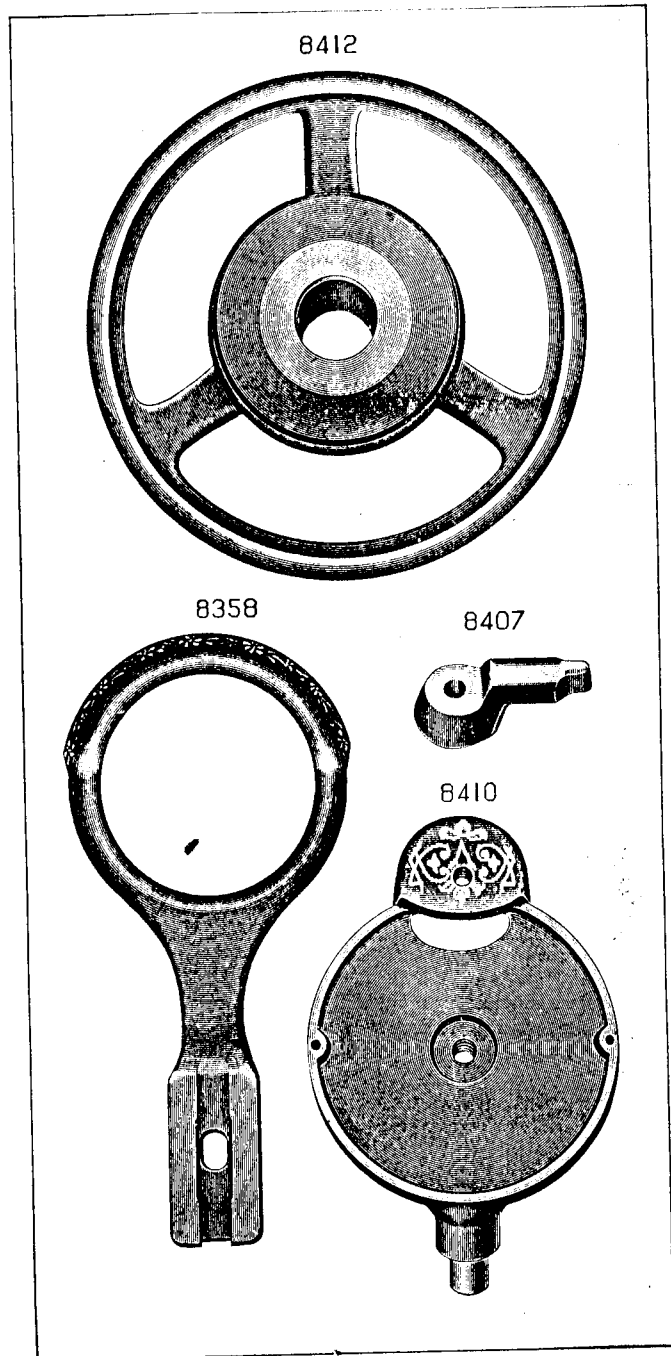


PLATE 3826—FULL SIZE




PLATE 4915—ONE-HALF SIZE

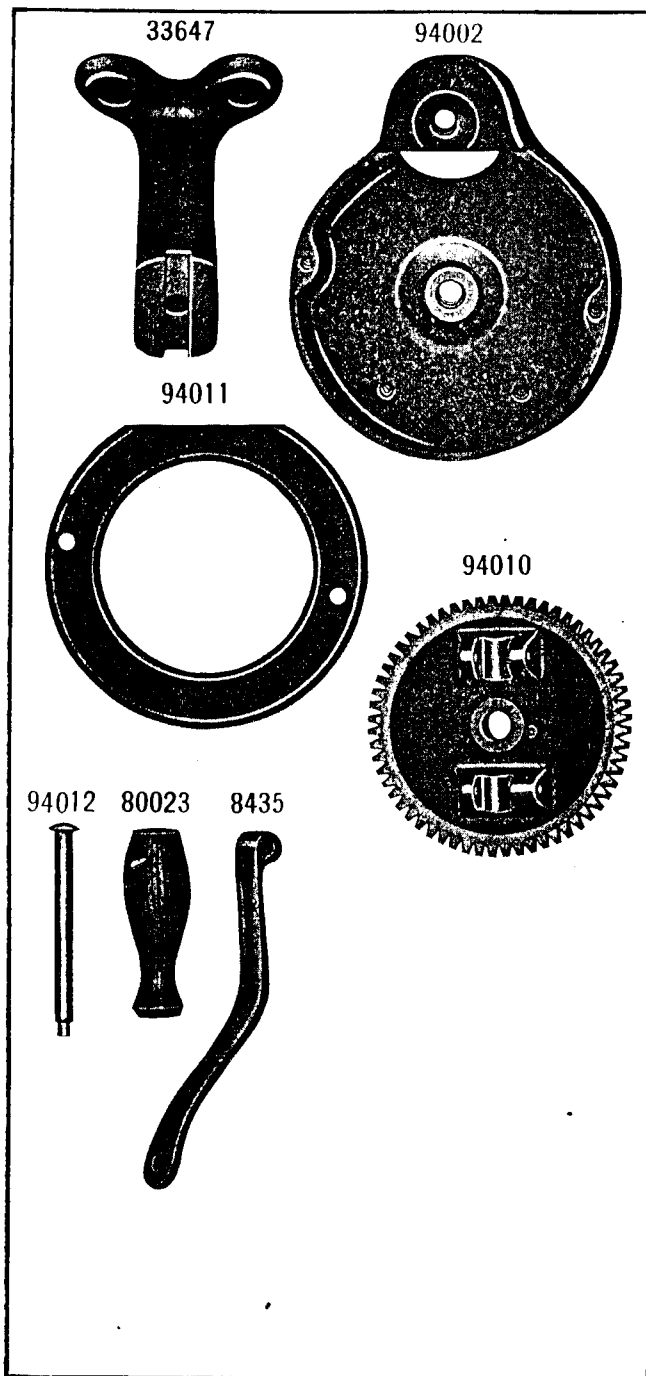
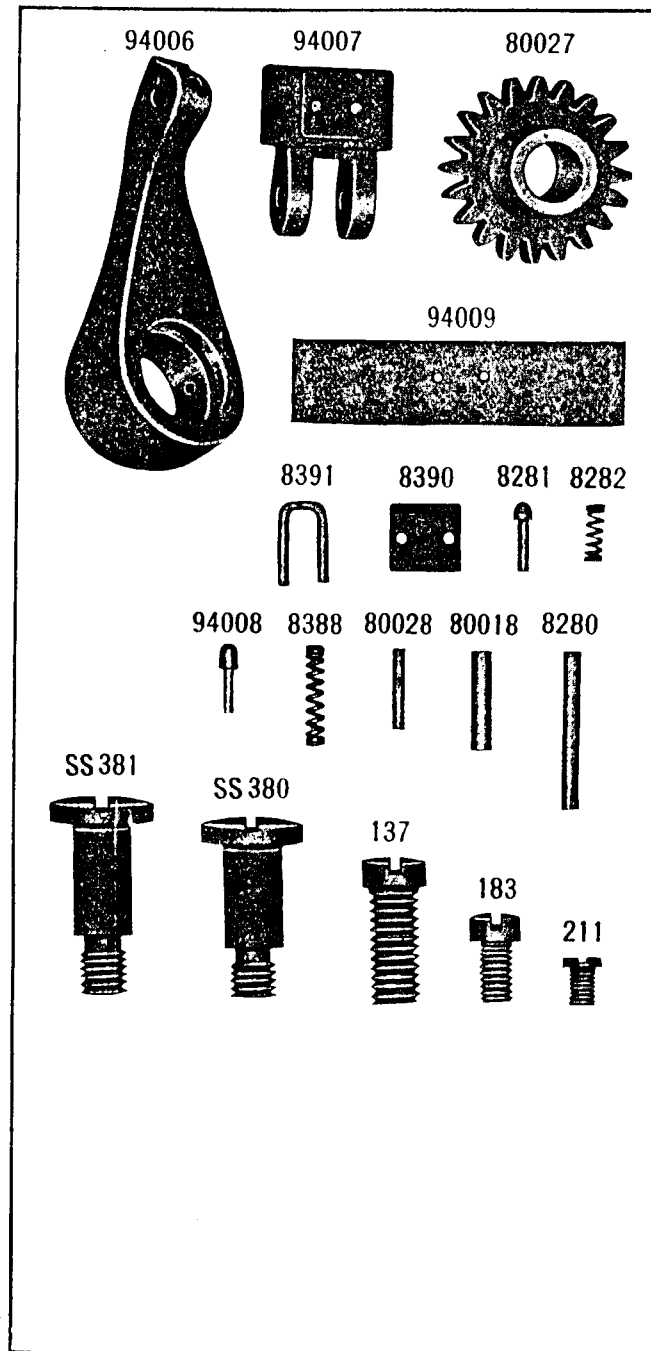



PLATE 4916—FULL SIZE



From the library of: Diamond Needle Corp

PLATE 4919—FULL SIZE

36865



36333



35884



36058



665

36059

36067



36092




PLATE 4924—FULL SIZE


56494



28291



56356



56496

124315



56495



124307

87721

56348



56497



124363

56444

124364

87722



124387



124362



124390

56499



56493



124301



56498



22436



From the library of: Diamond Needle Corp

PLATE 5635—FULL SIZE


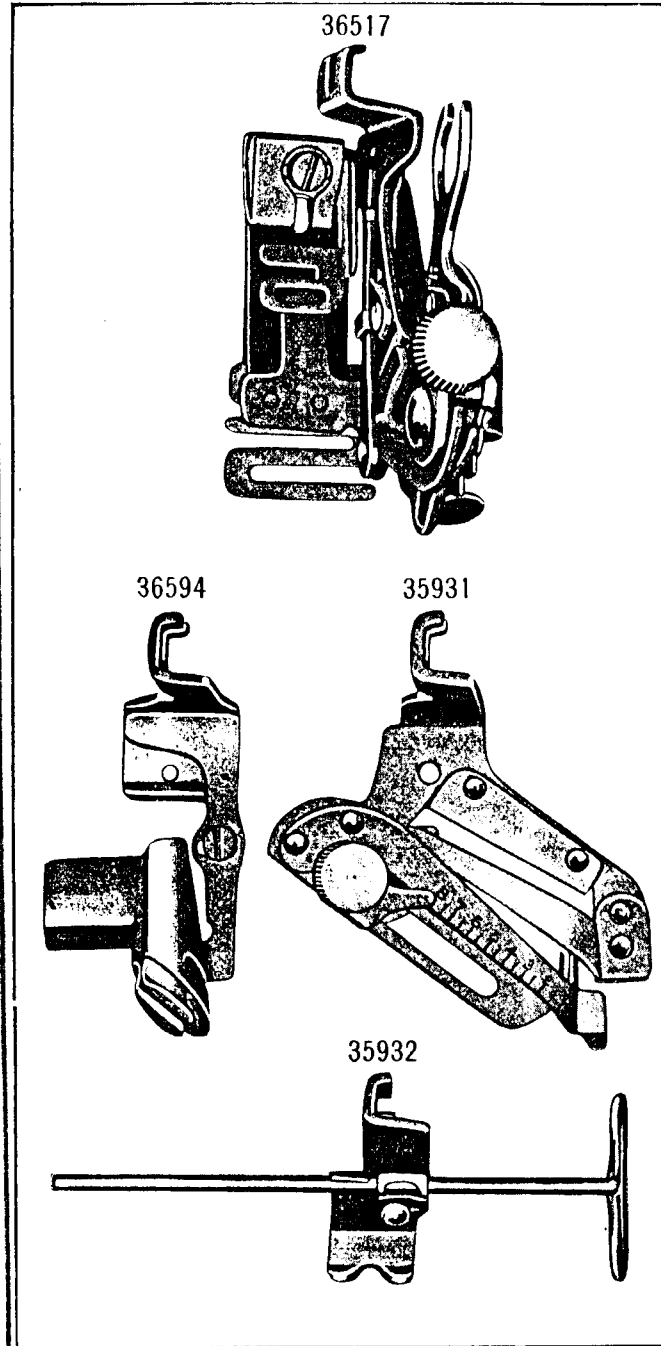
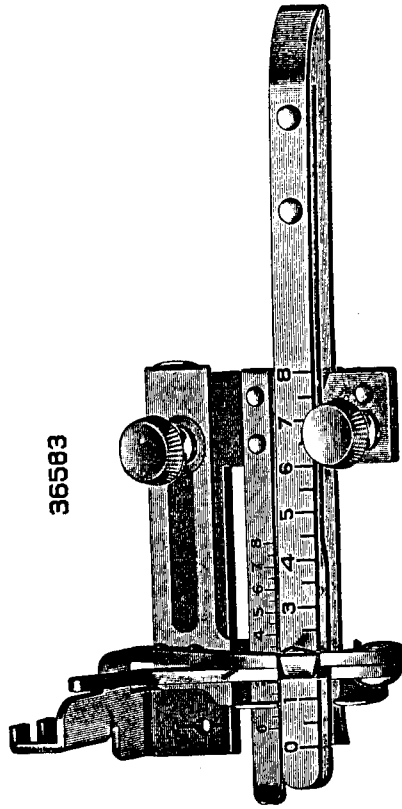


PLATE 5636—FULL SIZE




From the library of: Diamond Needle Corp

PLATE 5637--FULL SIZE

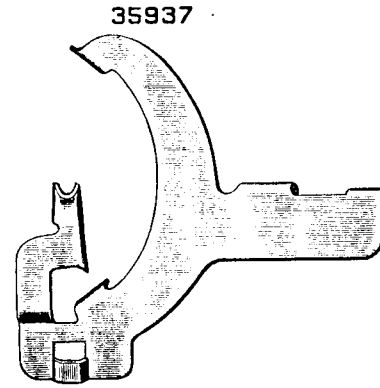


36583

PLATE 5639--FULL SIZE



35934



35937

PLATE 5647—FULL SIZE

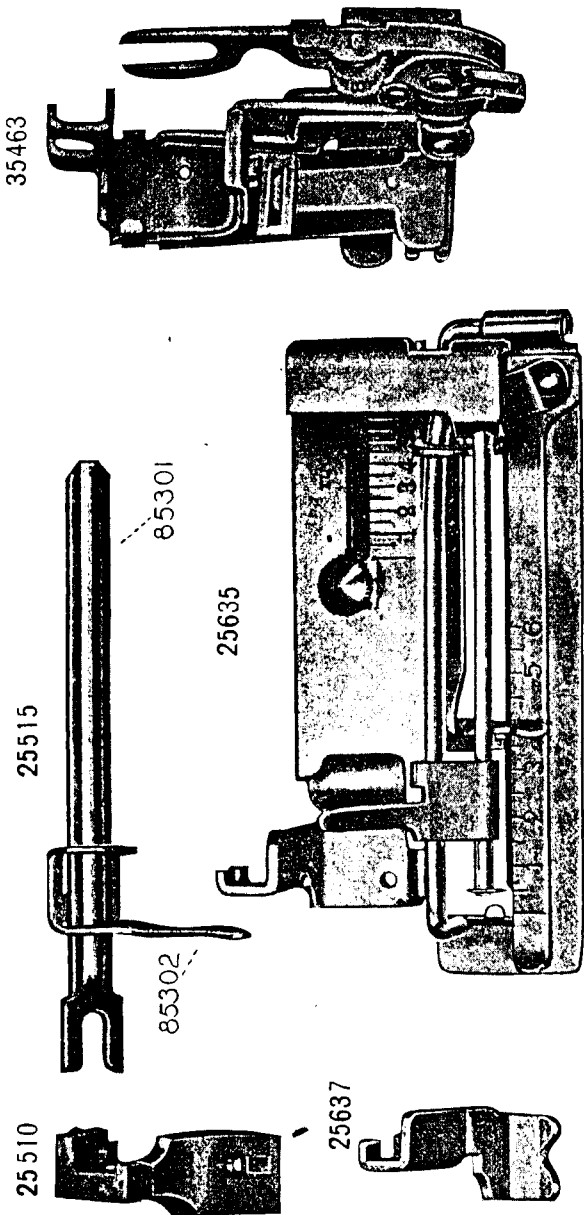


PLATE 5650—FULL SIZE

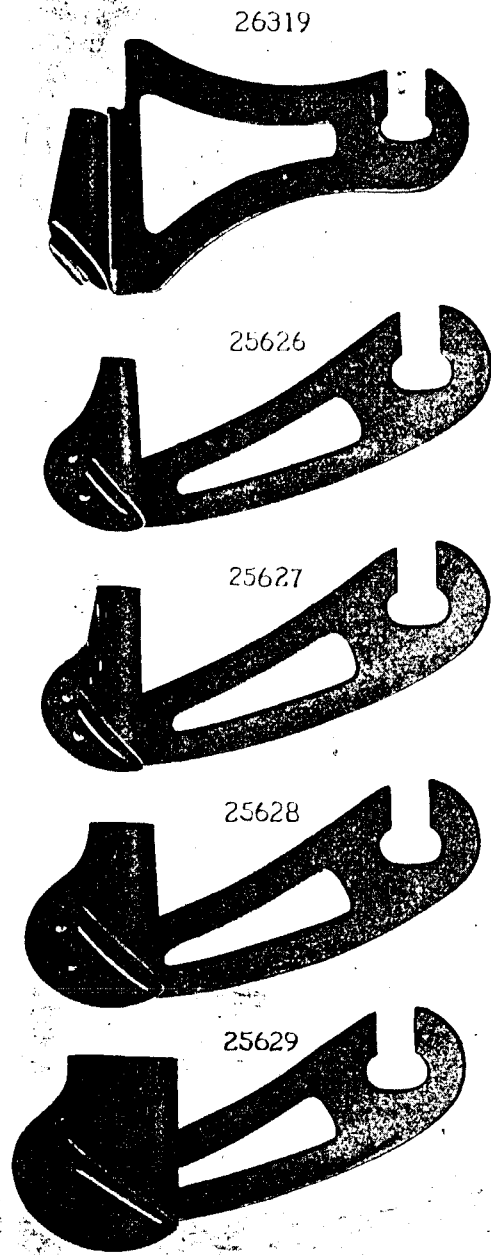
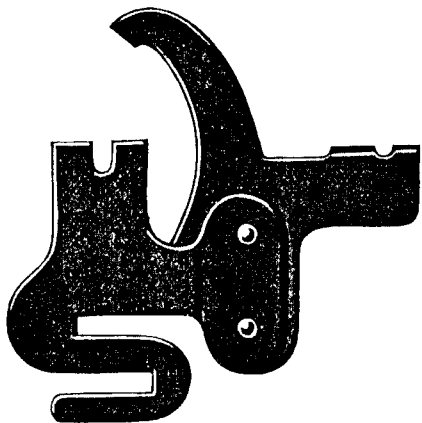


PLATE 5651—FULL SIZE

25603



25643



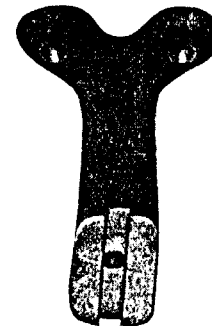


PLATE 6309—ONE-HALF SIZE


8377



33647



8392



8434



8380



8435



8393




PLATE 6310—FULL SIZE

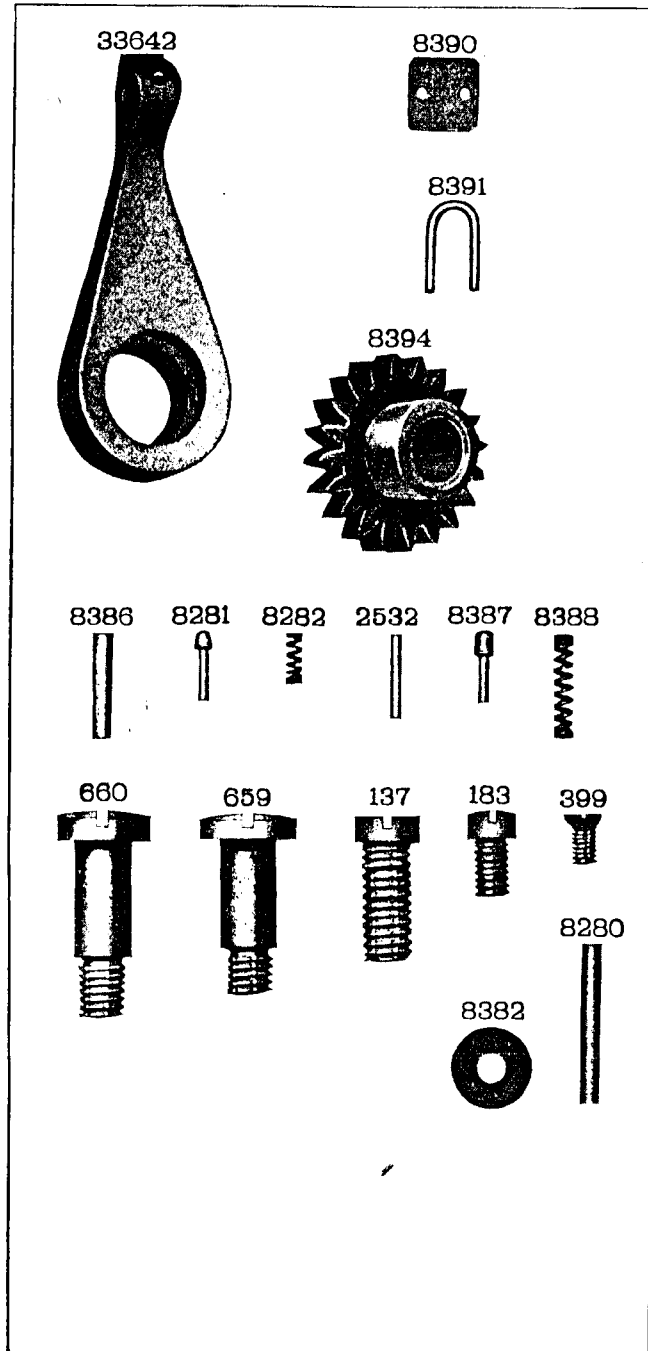
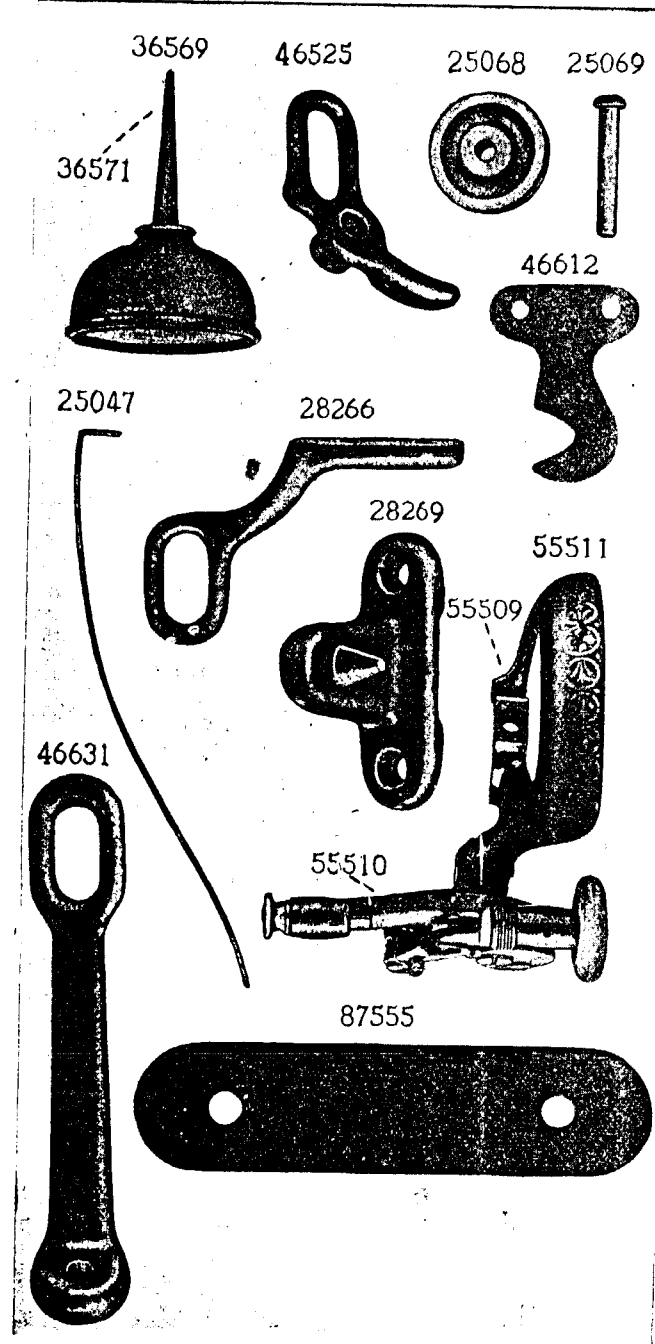


PLATE 6315—ONE-HALF SIZE



From the library of: Diamond Needle Corp

PLATE 6316 - FULL SIZE

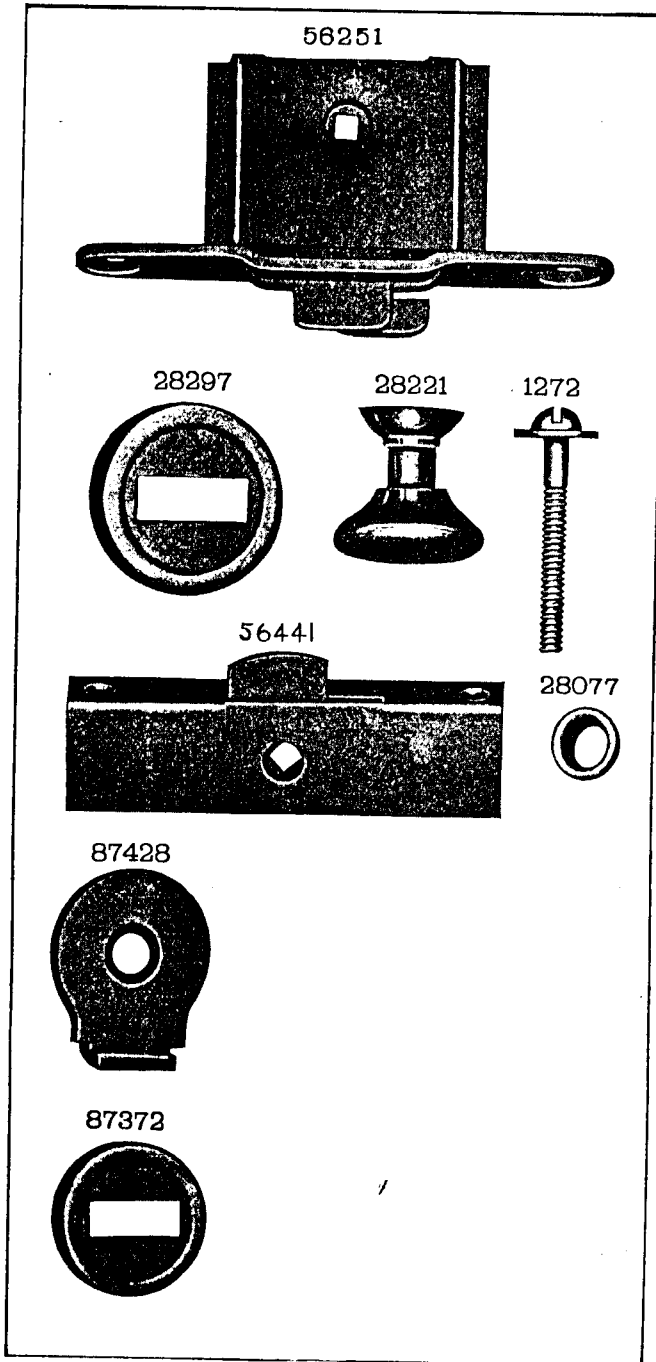



PLATE 6317 - FULL SIZE



From the library of: Diamond Needle Corp

PLATE 6400—ONE-HALF SIZE


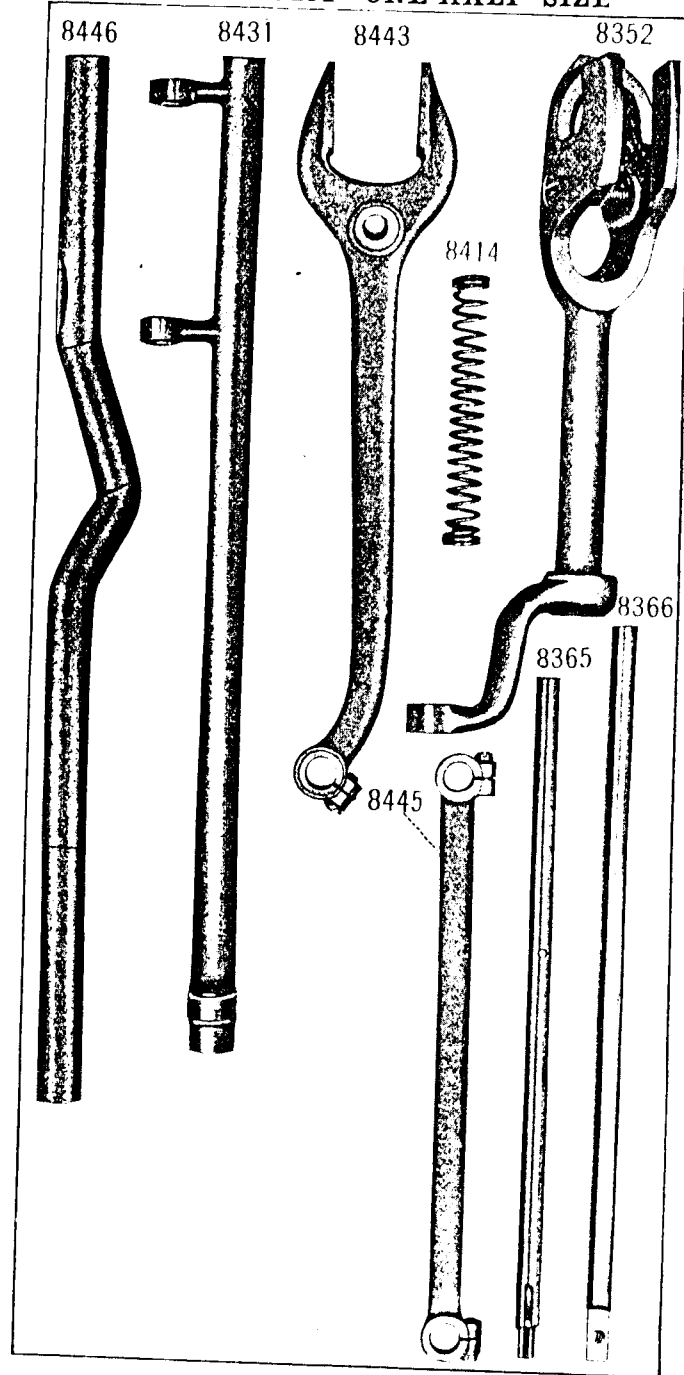


PLATE 6401—ONE-HALF SIZE




From the library of: Diamond Needle Corp

PLATE 6402—ONE-HALF SIZE

8361



8427



54525



54512



54513





PLATE 6403—FULL SIZE

253



8216



42




2007



8217



8879




8338



249



32562



1285



2054




2022



552



8222



1836



233



2002




175



400



8206



448



2827



443



8505



2117



From the library of: Diamond Needle Corp

PLATE 6404—FULL SIZE

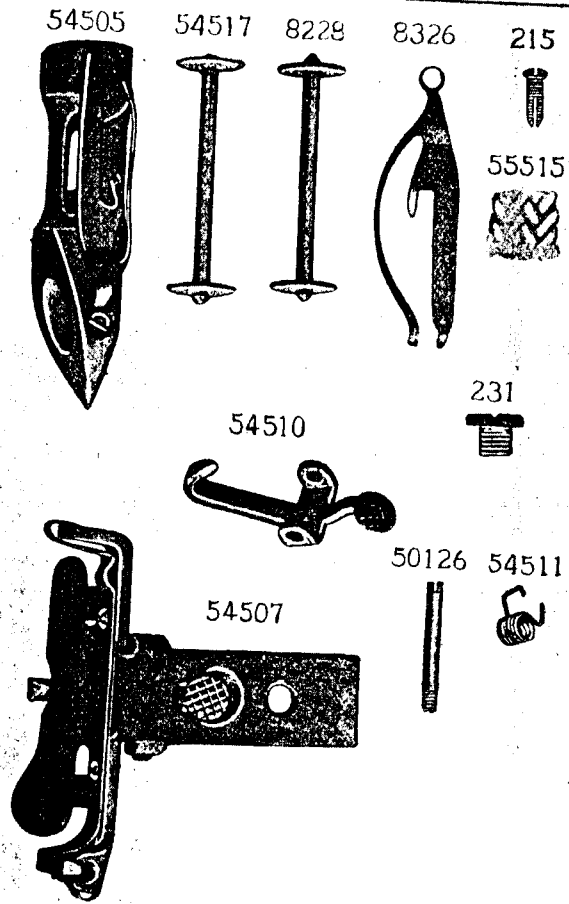
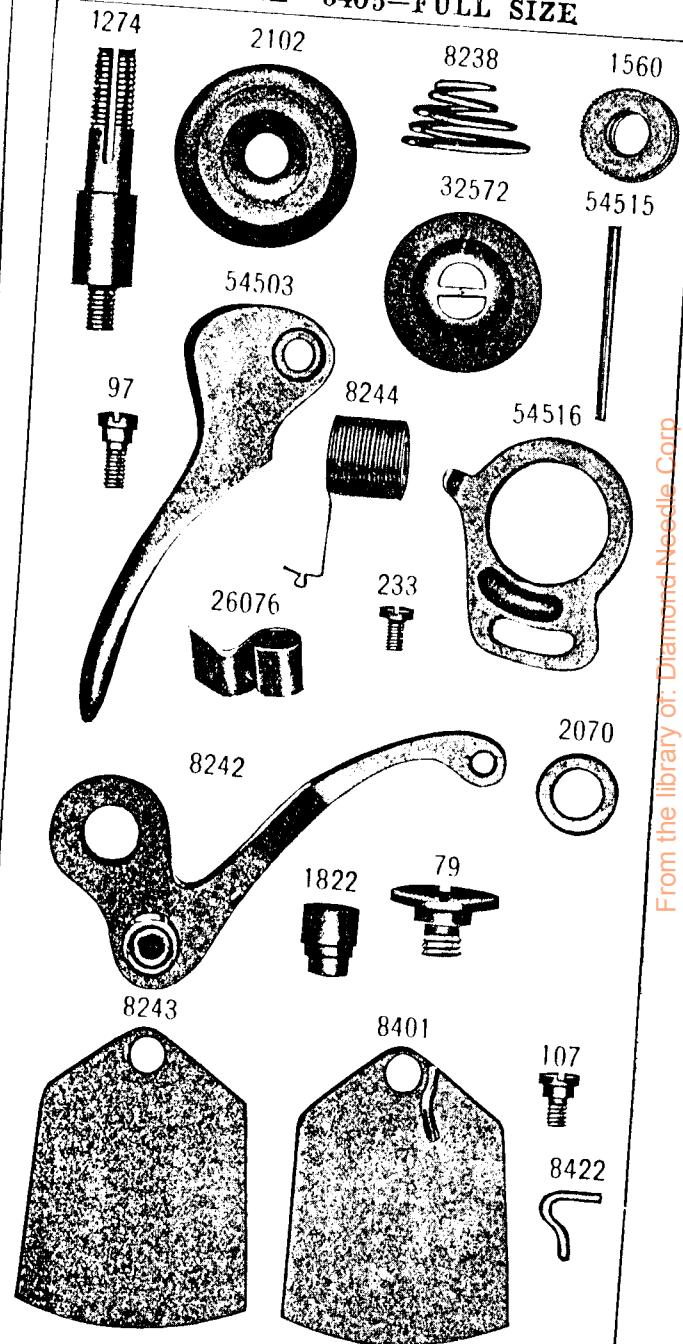


PLATE 6405—FULL SIZE



From the library of: Diamond Needle Corp.

PLATE 6406—FULL SIZE





PLATE 6407—FULL SIZE



From the library of: Diamond Needle Corp

PLATE 6408—ONE-HALF SIZE

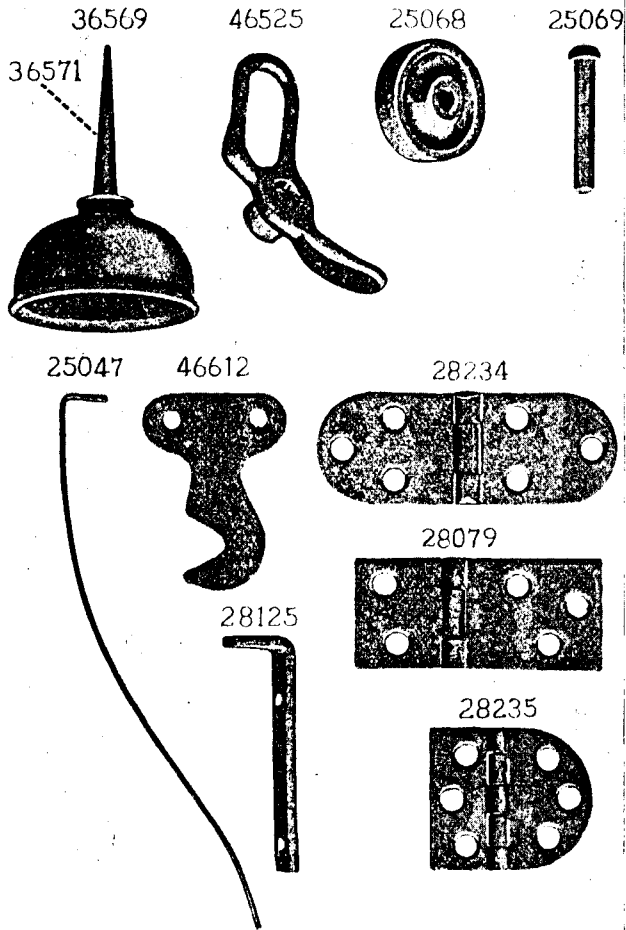



PLATE 6409—FULL SIZE



From the library of: Diamond Needle Corp

PLATE 6410—ONE-NINTH SIZE

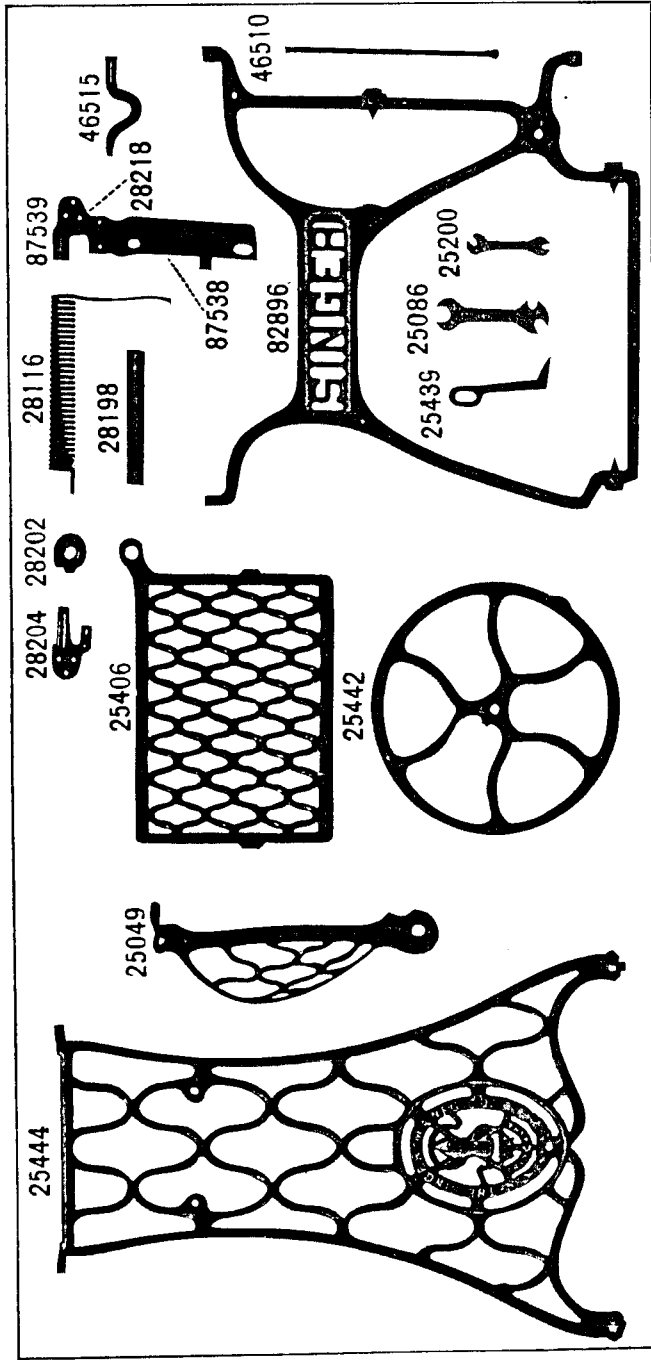


PLATE 6411—ONE-FOURTH SIZE




PLATE 6412-FULL SIZE

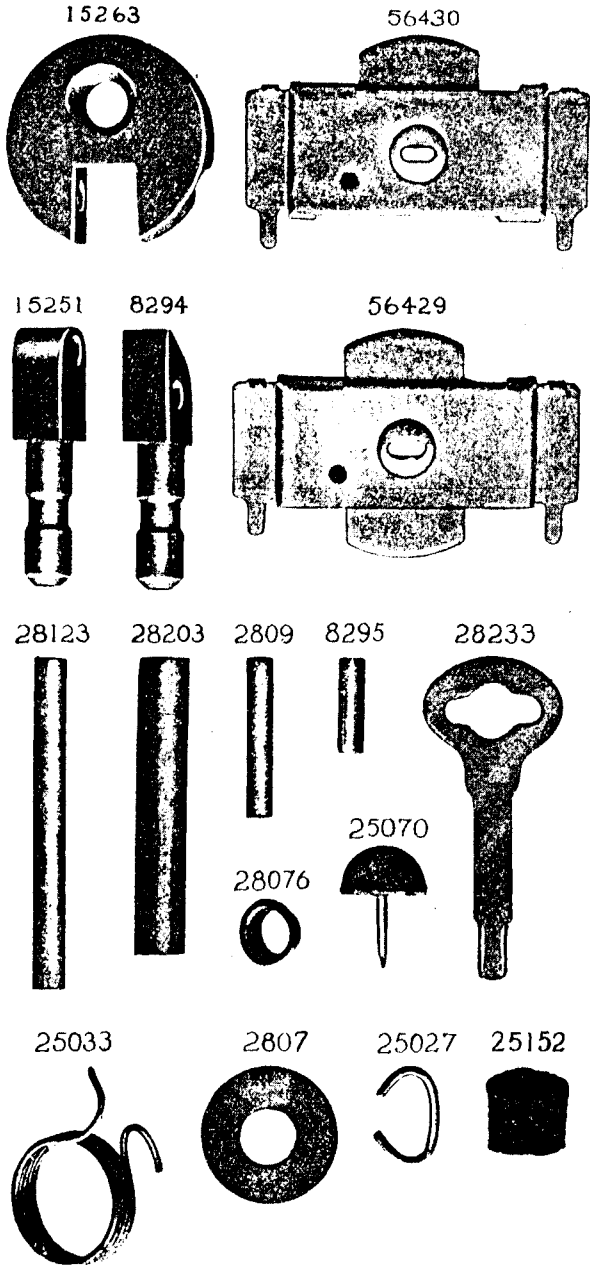



PLATE 6413-FULL SIZE



From the library of: Diamond Needle Corp

PLATE 6414—ONE-HALF SIZE

54522




PLATE 6415—FULL SIZE



From the library of: Diamond Needle Corp

PLATE 6416—ONE-HALF SIZE

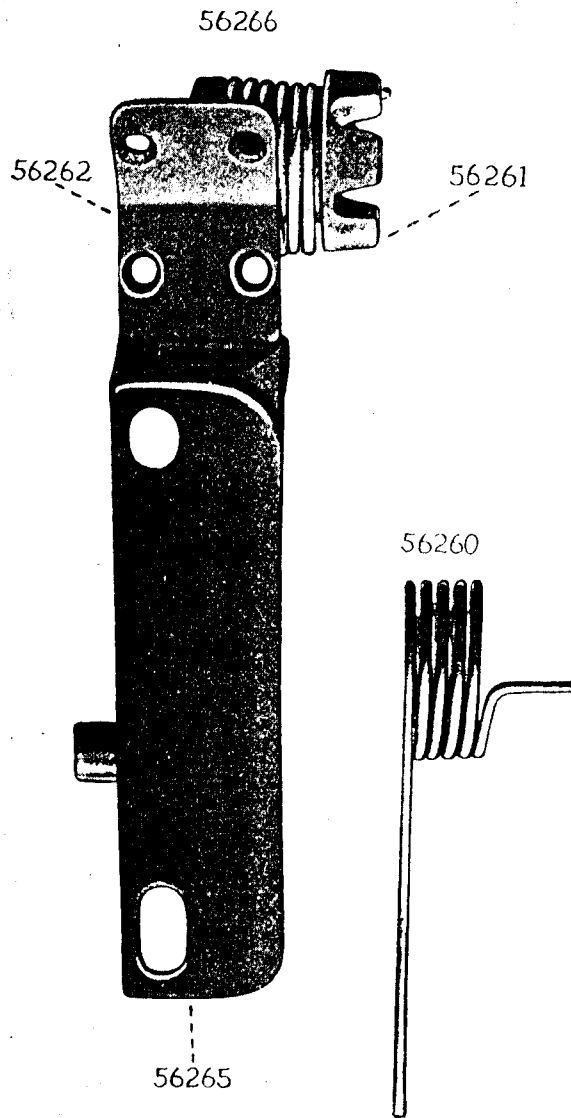
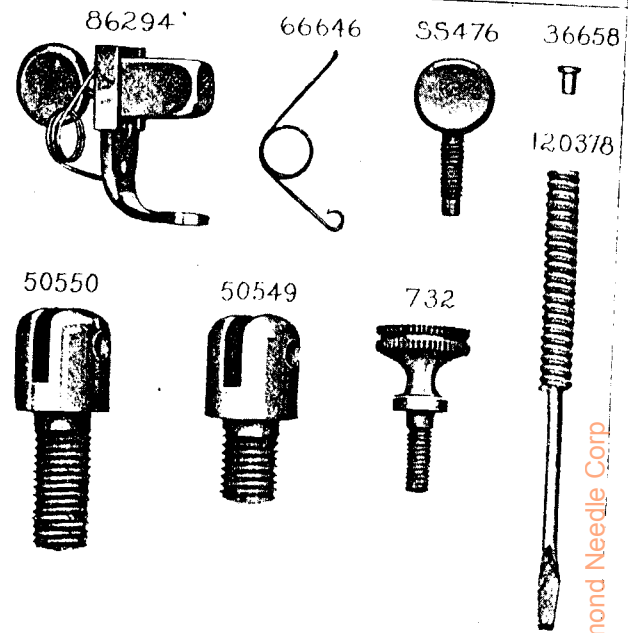



PLATE 6417—FULL SIZE




From the library of: Diamond Needle Corp

PLATE 6418—ONE-HALF SIZE

94016



83031



124404



46671


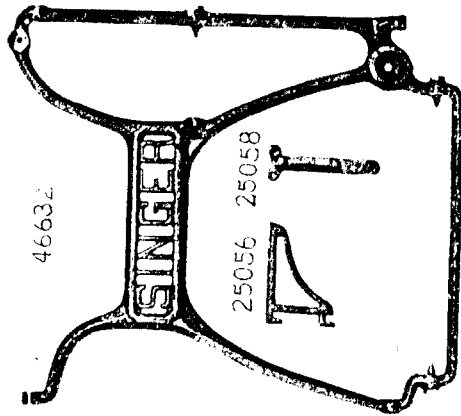
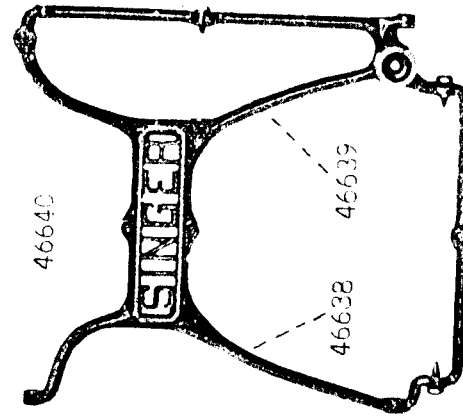


PLATE 6430—ONE-NINTH SIZE

46634



46632

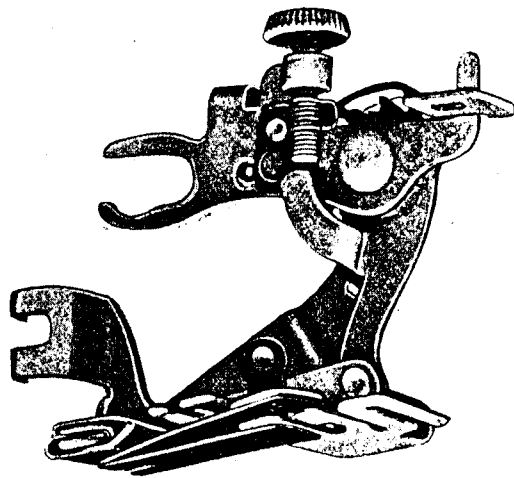


46640

From the library of: Diamond Needle Corp

PLATE 8313—FULL SIZE

120290



From the library of: Diamond Needle Corp